

Annual Budget

School District No. 23 (Central Okanagan)

June 30, 2024

School District No. 23 (Central Okanagan)

June 30, 2024

Table of Contents

Bylaw	1
Annual Budget - Revenue and Expense - Statement 2	2
Annual Budget - Changes in Net Financial Assets (Debt) - Statement 4	4
Annual Budget - Operating Revenue and Expense - Schedule 2	5
Schedule 2A - Annual Budget - Schedule of Operating Revenue by Source	6
Schedule 2B - Annual Budget - Schedule of Operating Expense by Object	7
Schedule 2C - Annual Budget - Operating Expense by Function, Program and Object	8
Annual Budget - Special Purpose Revenue and Expense - Schedule 3	10
Schedule 3A - Annual Budget - Changes in Special Purpose Funds	11
Annual Budget - Capital Revenue and Expense - Schedule 4	14

*NOTE - Statement 1, Statement 3, Statement 5, Schedule 1 and Schedules 4A - 4D are used for Financial Statement reporting only.

ANNUAL BUDGET BYLAW

A Bylaw of THE BOARD OF EDUCATION OF SCHOOL DISTRICT NO. 23 (CENTRAL OKANAGAN) (called the "Board") to adopt the Annual Budget of the Board for the fiscal year 2023/2024 pursuant to section 113 of the *School Act*, R.S.B.C., 1996, c. 412 as amended from time to time (called the "Act").

1. The Board has complied with the provisions of the *Act*, Ministerial Orders, and Ministry of Education and Child Care Policies respecting the Annual Budget adopted by this bylaw.
2. This bylaw may be cited as School District No. 23 (Central Okanagan) Annual Budget Bylaw for fiscal year 2023/2024.
3. The attached Statement 2 showing the estimated revenue and expense for the 2023/2024 fiscal year and the total budget bylaw amount of \$347,647,368 for the 2023/2024 fiscal year was prepared in accordance with the *Act*.
4. Statement 2, 4 and Schedules 2 to 4 are adopted as the Annual Budget of the Board for the fiscal year 2023/2024.

READ A FIRST TIME THE 28th DAY OF JUNE, 2023;

READ A SECOND TIME THE 28th DAY OF JUNE, 2023;

READ A THIRD TIME, PASSED AND ADOPTED THE 28th DAY OF JUNE, 2023;

(Corporate Seal)

Chairperson of the Board

Secretary Treasurer

I HEREBY CERTIFY this to be a true original of School District No. 23 (Central Okanagan) Annual Budget Bylaw 2023/2024, adopted by the Board the 28th DAY OF JUNE, 2023.

Secretary Treasurer

School District No. 23 (Central Okanagan)

Statement 2

Annual Budget - Revenue and Expense
Year Ended June 30, 2024




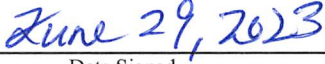


	2024 Annual Budget	2023 Amended Annual Budget
Ministry Operating Grant Funded FTE's		
School-Age	24,534,938	24,395,500
Adult	23,000	27,875
Total Ministry Operating Grant Funded FTE's	24,557,938	24,423,375
Revenues	\$	\$
Provincial Grants		
Ministry of Education and Child Care	309,009,362	284,555,564
Other	416,844	567,463
Federal Grants	719,944	793,536
Tuition	6,235,000	6,235,000
Other Revenue	10,803,254	10,628,254
Rentals and Leases	1,020,695	603,750
Investment Income	625,000	625,000
Amortization of Deferred Capital Revenue	10,821,781	10,791,761
Total Revenue	339,651,880	314,800,328
Expenses		
Instruction	283,678,164	262,975,958
District Administration	8,803,867	8,280,654
Operations and Maintenance	43,145,317	39,569,630
Transportation and Housing	5,965,511	5,457,877
Total Expense	341,592,859	316,284,119
Net Revenue (Expense)	(1,940,979)	(1,483,791)
Budgeted Allocation (Retirement) of Surplus (Deficit)	2,934,038	4,221,323
Budgeted Surplus (Deficit), for the year	993,059	2,737,532
Budgeted Surplus (Deficit), for the year comprised of:		
Operating Fund Surplus (Deficit)		
Special Purpose Fund Surplus (Deficit)		
Capital Fund Surplus (Deficit)	993,059	2,737,532
Budgeted Surplus (Deficit), for the year	993,059	2,737,532

School District No. 23 (Central Okanagan)

Annual Budget - Revenue and Expense
Year Ended June 30, 2024

	2024 Annual Budget	2023 Amended Annual Budget
Budget Bylaw Amount		
Operating - Total Expense	286,093,473	265,179,811
Operating - Tangible Capital Assets Purchased	1,655,862	1,866,713
Special Purpose Funds - Total Expense	39,541,155	37,348,367
Special Purpose Funds - Tangible Capital Assets Purchased	738,647	764,746
Capital Fund - Total Expense	15,958,231	13,755,941
Capital Fund - Tangible Capital Assets Purchased from Local Capital	3,660,000	2,995,253
Total Budget Bylaw Amount	347,647,368	321,910,831

Approved by the Board

	
Signature of the Chairperson of the Board of Education	Date Signed
	
Signature of the Superintendent	Date Signed
	
Signature of the Secretary Treasurer	Date Signed

School District No. 23 (Central Okanagan)

Statement 4

Annual Budget - Changes in Net Financial Assets (Debt)
Year Ended June 30, 2024

	2024 Annual Budget	2023 Amended Annual Budget
	\$	\$
Surplus (Deficit) for the year	<u>(1,940,979)</u>	<u>(1,483,791)</u>
Effect of change in Tangible Capital Assets		
Acquisition of Tangible Capital Assets		
From Operating and Special Purpose Funds	(2,394,509)	(2,631,459)
From Local Capital	(3,660,000)	(2,995,253)
From Deferred Capital Revenue	(25,000,000)	(25,000,000)
Total Acquisition of Tangible Capital Assets	<u>(31,054,509)</u>	<u>(30,626,712)</u>
Amortization of Tangible Capital Assets	<u>15,958,231</u>	<u>13,755,941</u>
Total Effect of change in Tangible Capital Assets	<u>(15,096,278)</u>	<u>(16,870,771)</u>
	<u>-</u>	<u>-</u>
(Increase) Decrease in Net Financial Assets (Debt)	<u>(17,037,257)</u>	<u>(18,354,562)</u>

School District No. 23 (Central Okanagan)

Annual Budget - Operating Revenue and Expense
Year Ended June 30, 2024

	2024 Annual Budget	2023 Amended Annual Budget
	\$	\$
Revenues		
Provincial Grants		
Ministry of Education and Child Care	274,729,560	252,442,451
Other	416,844	567,463
Federal Grants	719,944	793,536
Tuition	6,235,000	6,235,000
Other Revenue	4,803,254	4,628,254
Rentals and Leases	1,020,695	603,750
Investment Income	550,000	550,000
Total Revenue	<u>288,475,297</u>	<u>265,820,454</u>
Expenses		
Instruction	244,137,009	225,627,591
District Administration	8,803,867	8,280,654
Operations and Maintenance	27,187,086	25,813,689
Transportation and Housing	5,965,511	5,457,877
Total Expense	<u>286,093,473</u>	<u>265,179,811</u>
Net Revenue (Expense)	<u>2,381,824</u>	<u>640,643</u>
Budgeted Prior Year Surplus Appropriation	<u>2,934,038</u>	<u>4,221,323</u>
Net Transfers (to) from other funds		
Tangible Capital Assets Purchased	(1,655,862)	(1,866,713)
Local Capital	(3,660,000)	(2,995,253)
Total Net Transfers	<u>(5,315,862)</u>	<u>(4,861,966)</u>
Budgeted Surplus (Deficit), for the year	<u>-</u>	<u>-</u>

School District No. 23 (Central Okanagan)

Schedule 2A

Annual Budget - Schedule of Operating Revenue by Source
Year Ended June 30, 2024

	2024 Annual Budget	2023 Amended Annual Budget
	\$	\$
Provincial Grants - Ministry of Education and Child Care		
Operating Grant, Ministry of Education and Child Care	273,990,991	251,703,882
ISC/LEA Recovery	(1,329,754)	(1,329,754)
Other Ministry of Education and Child Care Grants		
Pay Equity	1,238,323	1,238,323
Funding for Graduated Adults	100,000	100,000
Student Transportation Fund	600,000	600,000
FSA Scorer Grant	30,000	30,000
Child Care Funding	12,000	12,000
Children's Low Vision Clinic Funding	88,000	88,000
Total Provincial Grants - Ministry of Education and Child Care	274,729,560	252,442,451
Provincial Grants - Other	416,844	567,463
Federal Grants	719,944	793,536
Tuition		
International and Out of Province Students	6,235,000	6,235,000
Total Tuition	6,235,000	6,235,000
Other Revenues		
Other School District/Education Authorities	582,000	582,000
Funding from First Nations	1,329,754	1,329,754
Miscellaneous		
Technology Fees	100,000	150,000
Transportation Fees	1,425,000	1,200,000
Wage Recoveries	650,000	650,000
Miscellaneous	716,500	716,500
Total Other Revenue	4,803,254	4,628,254
Rentals and Leases	1,020,695	603,750
Investment Income	550,000	550,000
Total Operating Revenue	288,475,297	265,820,454

School District No. 23 (Central Okanagan)

Schedule 2B

Annual Budget - Schedule of Operating Expense by Object
Year Ended June 30, 2024

	2024 Annual Budget	2023 Amended Annual Budget
	\$	\$
Salaries		
Teachers	125,066,517	115,937,376
Principals and Vice Principals	15,977,940	14,495,647
Educational Assistants	25,431,472	23,055,444
Support Staff	26,079,451	23,955,336
Other Professionals	4,422,415	3,950,840
Substitutes	10,107,572	8,986,207
Total Salaries	207,085,367	190,380,850
Employee Benefits	51,854,088	47,961,947
Total Salaries and Benefits	258,939,455	238,342,797
Services and Supplies		
Services	7,077,180	7,647,112
Student Transportation	384,300	389,770
Professional Development and Travel	2,223,440	2,107,435
Rentals and Leases	394,000	1,011,358
Dues and Fees	484,845	462,845
Insurance	814,600	714,600
Supplies	11,323,838	10,579,616
Utilities	4,451,815	3,924,278
Total Services and Supplies	27,154,018	26,837,014
Total Operating Expense	286,093,473	265,179,811

School District No. 23 (Central Okanagan)
 Annual Budget - Operating Expense by Function, Program and Object
 Year Ended June 30, 2024

	Teachers Salaries	Principals and Vice Principals Salaries	Educational Assistants Salaries	Support Staff Salaries	Other Professionals Salaries	Substitutes Salaries	Total Salaries
	\$	\$	\$	\$	\$	\$	\$
1 Instruction							
1.02 Regular Instruction	99,848,252	1,809,380	297,542	1,286,187	-	9,157,572	112,398,933
1.03 Career Programs	685,829	-	40,000	462,233	-	15,000	1,203,062
1.07 Library Services	2,444,279	286,839	-	1,597,355	268,210	14,286	4,610,969
1.08 Counselling	3,705,930	-	-	-	-	10,000	3,715,930
1.10 Special Education	14,619,643	591,148	21,843,240	1,142,389	-	600,000	38,796,420
1.20 Early Learning and Child Care	-	-	-	-	-	-	-
1.30 English Language Learning	2,014,188	-	-	-	-	40,000	2,054,188
1.31 Indigenous Education	1,217,637	460,959	3,250,690	66,232	-	65,000	5,060,518
1.41 School Administration	-	11,421,377	-	4,457,890	-	50,714	15,929,981
1.60 Summer School	-	-	-	-	-	-	-
1.61 Continuing Education	-	-	-	-	-	-	-
1.62 International and Out of Province Students	530,759	298,338	-	174,611	343,687	10,000	1,357,395
1.64 Other	-	-	-	-	-	-	-
Total Function 1	125,066,517	14,868,041	25,431,472	9,186,897	611,897	9,962,572	185,127,396
4 District Administration							
4.11 Educational Administration	-	412,464	-	135,233	774,814	100,000	1,422,511
4.20 Early Learning and Child Care	-	-	-	-	-	-	-
4.40 School District Governance	-	-	-	-	173,110	-	173,110
4.41 Business Administration	-	697,435	-	1,150,268	1,668,733	45,000	3,561,436
Total Function 4	-	1,109,899	-	1,285,501	2,616,657	145,000	5,157,057
5 Operations and Maintenance							
5.20 Early Learning and Child Care	-	-	-	-	-	-	-
5.41 Operations and Maintenance Administration	-	-	-	244,309	658,836	-	903,145
5.50 Maintenance Operations	-	-	-	11,222,626	194,731	-	11,417,357
5.52 Maintenance of Grounds	-	-	-	1,035,451	-	-	1,035,451
5.56 Utilities	-	-	-	100,216	117,459	-	217,675
Total Function 5	-	-	-	12,602,602	971,026	-	13,573,628
7 Transportation and Housing							
7.41 Transportation and Housing Administration	-	-	-	167,055	222,835	-	389,890
7.70 Student Transportation	-	-	-	2,837,396	-	-	2,837,396
7.73 Housing	-	-	-	-	-	-	-
Total Function 7	-	-	-	3,004,451	222,835	-	3,227,286
9 Debt Services							
9.92 Interest on Bank Loans	-	-	-	-	-	-	-
9.94 Interest on Temporary Borrowing	-	-	-	-	-	-	-
Total Function 9	-	-	-	-	-	-	-
Total Functions 1 - 9	125,066,517	15,977,940	25,431,472	26,079,451	4,422,415	10,107,572	207,085,367

School District No. 23 (Central Okanagan)
 Annual Budget - Operating Expense by Function, Program and Object
 Year Ended June 30, 2024

	Total Salaries	Employee Benefits	Total Salaries and Benefits	Services and Supplies	2024 Annual Budget	2023 Amended Annual Budget
	\$	\$	\$	\$	\$	\$
1 Instruction						
1.02 Regular Instruction	112,398,933	27,168,190	139,567,123	8,764,529	148,331,652	137,878,982
1.03 Career Programs	1,203,062	299,108	1,502,170	587,800	2,089,970	1,967,830
1.07 Library Services	4,610,969	1,193,673	5,804,642	668,500	6,473,142	5,810,957
1.08 Counselling	3,715,930	963,542	4,679,472	15,000	4,694,472	4,581,338
1.10 Special Education	38,796,420	10,302,520	49,098,940	811,975	49,910,915	45,793,342
1.20 Early Learning and Child Care	-	-	-	-	-	-
1.30 English Language Learning	2,054,188	523,689	2,577,877	56,150	2,634,027	1,920,202
1.31 Indigenous Education	5,060,518	1,336,785	6,397,303	474,335	6,871,638	6,313,045
1.41 School Administration	15,929,981	3,736,237	19,666,218	96,296	19,762,514	18,273,111
1.60 Summer School	-	-	-	-	-	-
1.61 Continuing Education	-	-	-	-	-	-
1.62 International and Out of Province Students	1,357,395	331,515	1,688,910	1,679,769	3,368,679	3,088,784
1.64 Other	-	-	-	-	-	-
Total Function 1	185,127,396	45,855,259	230,982,655	13,154,354	244,137,009	225,627,591
4 District Administration						
4.11 Educational Administration	1,422,511	364,911	1,787,422	364,200	2,151,622	2,059,896
4.20 Early Learning and Child Care	-	-	-	-	-	-
4.40 School District Governance	173,110	11,771	184,881	166,000	350,881	359,189
4.41 Business Administration	3,561,436	867,819	4,429,255	1,872,109	6,301,364	5,861,569
Total Function 4	5,157,057	1,244,501	6,401,558	2,402,309	8,803,867	8,280,654
5 Operations and Maintenance						
5.20 Early Learning and Child Care	-	-	-	-	-	-
5.41 Operations and Maintenance Administration	903,145	222,244	1,125,389	570,500	1,695,889	1,510,973
5.50 Maintenance Operations	11,417,357	3,279,396	14,696,753	3,418,100	18,114,853	17,628,032
5.52 Maintenance of Grounds	1,035,451	227,617	1,263,068	405,000	1,668,068	1,510,116
5.56 Utilities	217,675	43,846	261,521	5,446,755	5,708,276	5,164,568
Total Function 5	13,573,628	3,773,103	17,346,731	9,840,355	27,187,086	25,813,689
7 Transportation and Housing						
7.41 Transportation and Housing Administration	389,890	96,915	486,805	59,000	545,805	504,295
7.70 Student Transportation	2,837,396	884,310	3,721,706	1,698,000	5,419,706	4,953,582
7.73 Housing	-	-	-	-	-	-
Total Function 7	3,227,286	981,225	4,208,511	1,757,000	5,965,511	5,457,877
9 Debt Services						
9.92 Interest on Bank Loans	-	-	-	-	-	-
9.94 Interest on Temporary Borrowing	-	-	-	-	-	-
Total Function 9	-	-	-	-	-	-
Total Functions 1 - 9	207,085,367	51,854,088	258,939,455	27,154,018	286,093,473	265,179,811

School District No. 23 (Central Okanagan)

Schedule 3

Annual Budget - Special Purpose Revenue and Expense
Year Ended June 30, 2024

	<u>2024</u> <u>Annual Budget</u>	<u>2023 Amended</u> <u>Annual Budget</u>
	\$	\$
Revenues		
Provincial Grants		
Ministry of Education and Child Care	34,279,802	32,113,113
Other Revenue	6,000,000	6,000,000
Total Revenue	<u>40,279,802</u>	<u>38,113,113</u>
Expenses		
Instruction	39,541,155	37,348,367
Total Expense	<u>39,541,155</u>	<u>37,348,367</u>
Net Revenue (Expense)	<u>738,647</u>	<u>764,746</u>
Net Transfers (to) from other funds		
Tangible Capital Assets Purchased	(738,647)	(764,746)
Total Net Transfers	<u>(738,647)</u>	<u>(764,746)</u>
Budgeted Surplus (Deficit), for the year	<u>-</u>	<u>-</u>

School District No. 23 (Central Okanagan)

Annual Budget - Changes in Special Purpose Funds

Year Ended June 30, 2024

	Annual Facility Grant	Learning Improvement Fund	Special Education Equipment	School Generated Funds	Strong Start	Ready, Set, Learn	OLEP	CommunityLINK	Classroom Enhancement Fund - Overhead
	\$	\$	\$	\$	\$		\$	\$	\$
Deferred Revenue, beginning of year	-	100,000	20,000	3,834,013	-	-	100,000	20,000	-
Add: Restricted Grants									
Provincial Grants - Ministry of Education and Child Care	785,498	1,019,317			256,000	75,950	349,203	1,287,249	601,116
Other				6,000,000					
	785,498	1,019,317	-	6,000,000	256,000	75,950	349,203	1,287,249	601,116
Less: Allocated to Revenue	785,498	1,119,317	20,000	6,000,000	256,000	75,950	449,203	1,307,249	601,116
Deferred Revenue, end of year	-	-	-	3,834,013	-	-	-	-	-
Revenues									
Provincial Grants - Ministry of Education and Child Care	785,498	1,119,317	20,000		256,000	75,950	449,203	1,307,249	601,116
Other Revenue				6,000,000					
	785,498	1,119,317	20,000	6,000,000	256,000	75,950	449,203	1,307,249	601,116
Expenses									
Salaries									
Teachers						46,440	136,267	26,536	
Principals and Vice Principals									
Educational Assistants		877,896			183,427				
Support Staff									
Substitutes							65,300		598,116
	-	877,896	-	-	183,427	46,440	201,567	26,536	598,116
Employee Benefits		241,421			50,442	12,075	32,775	6,899	
Services and Supplies	66,851			6,000,000	22,131	17,435	214,861	1,273,814	3,000
	66,851	1,119,317	-	6,000,000	256,000	75,950	449,203	1,307,249	601,116
Net Revenue (Expense) before Interfund Transfers	718,647	-	20,000	-	-	-	-	-	-
Interfund Transfers									
Tangible Capital Assets Purchased	(718,647)		(20,000)						
	(718,647)	-	(20,000)	-	-	-	-	-	-
Net Revenue (Expense)	-	-	-	-	-	-	-	-	-

School District No. 23 (Central Okanagan)

Annual Budget - Changes in Special Purpose Funds

Year Ended June 30, 2024

	Classroom Enhancement Fund - Staffing	Mental Health in Schools	Changing Results for Young Children	Seamless Day Kindergarten	Early Childhood Education Dual Credit Program	Student & Family Affordability	SEY2KT (Early Years to Kindergarten)	ECL Early Care & Learning	Feeding Futures Fund
	\$	\$	\$	\$	\$	\$	\$	\$	\$
Deferred Revenue, beginning of year	-	50,000	15,000	15,000	85,000	500,000	-	-	-
Add: Restricted Grants									
Provincial Grants - Ministry of Education and Child Care	25,677,099	48,000		55,400			19,000	175,000	2,808,793
Other									
	25,677,099	48,000	-	55,400	-	-	19,000	175,000	2,808,793
Less: Allocated to Revenue	25,677,099	98,000	15,000	70,400	85,000	500,000	19,000	175,000	2,808,793
Deferred Revenue, end of year	-	-	-	-	-	-	-	-	-
Revenues									
Provincial Grants - Ministry of Education and Child Care	25,677,099	98,000	15,000	70,400	85,000	500,000	19,000	175,000	2,808,793
Other Revenue									
	25,677,099	98,000	15,000	70,400	85,000	500,000	19,000	175,000	2,808,793
Expenses									
Salaries									
Teachers	20,541,679				39,809				
Principals and Vice Principals								143,442	180,741
Educational Assistants									
Support Staff				44,137					
Substitutes		38,000	15,000						
	20,541,679	38,000	15,000	44,137	39,809	-	-	143,442	180,741
Employee Benefits	5,135,420			12,138	10,350			31,558	43,378
Services and Supplies		60,000		14,125	34,841	500,000	19,000		2,584,674
	25,677,099	98,000	15,000	70,400	85,000	500,000	19,000	175,000	2,808,793
Net Revenue (Expense) before Interfund Transfers	-	-	-	-	-	-	-	-	-
Interfund Transfers									
Tangible Capital Assets Purchased	-	-	-	-	-	-	-	-	-
Net Revenue (Expense)	-	-	-	-	-	-	-	-	-

School District No. 23 (Central Okanagan)

Annual Budget - Changes in Special Purpose Funds

Year Ended June 30, 2024

	Provincial Resource Program	TOTAL
	\$	\$
Deferred Revenue, beginning of year	-	4,739,013
Add: Restricted Grants		
Provincial Grants - Ministry of Education and Child Care	217,177	33,374,802
Other		6,000,000
	217,177	39,374,802
Less: Allocated to Revenue	217,177	40,279,802
Deferred Revenue, end of year	-	3,834,013
Revenues		
Provincial Grants - Ministry of Education and Child Care	217,177	34,279,802
Other Revenue		6,000,000
	217,177	40,279,802
Expenses		
Salaries		
Teachers	92,881	20,883,612
Principals and Vice Principals		324,183
Educational Assistants		1,061,323
Support Staff		44,137
Substitutes	175	716,591
	93,056	23,029,846
Employee Benefits	24,149	5,600,605
Services and Supplies	99,972	10,910,704
	217,177	39,541,155
Net Revenue (Expense) before Interfund Transfers	-	738,647
Interfund Transfers		
Tangible Capital Assets Purchased		(738,647)
	-	(738,647)
Net Revenue (Expense)	-	-

School District No. 23 (Central Okanagan)

Schedule 4

Annual Budget - Capital Revenue and Expense

Year Ended June 30, 2024

	2024 Annual Budget			2023 Amended Annual Budget
	Invested in Tangible Capital Assets	Local Capital	Fund Balance	
	\$	\$	\$	\$
Revenues				
Provincial Grants				
Ministry of Education and Child Care			-	-
Other			-	-
Municipal Grants Spent on Sites			-	-
Federal Grants			-	-
Other Revenue			-	-
Rentals and Leases			-	-
Investment Income		75,000	75,000	75,000
Gain (Loss) on Disposal of Tangible Capital Assets			-	-
Amortization of Deferred Capital Revenue	10,821,781		10,821,781	10,791,761
District Entered			-	-
Total Revenue	10,821,781	75,000	10,896,781	10,866,761
Expenses				
Operations and Maintenance			-	-
Transportation and Housing			-	-
Amortization of Tangible Capital Assets				
Operations and Maintenance	15,958,231		15,958,231	13,755,941
Transportation and Housing			-	-
Write-off/down of Buildings and Sites			-	-
Debt Services				
Capital Lease Interest			-	-
Capital Loan Interest			-	-
Total Expense	15,958,231	-	15,958,231	13,755,941
Net Revenue (Expense)	(5,136,450)	75,000	(5,061,450)	(2,889,180)
Net Transfers (to) from other funds				
Tangible Capital Assets Purchased	2,394,509		2,394,509	2,631,459
Tangible Capital Assets - Work in Progress			-	-
Local Capital		3,660,000	3,660,000	2,995,253
Capital Lease Payment			-	-
Capital Loan Payment			-	-
Total Net Transfers	2,394,509	3,660,000	6,054,509	5,626,712
Other Adjustments to Fund Balances				
Tangible Capital Assets Purchased from Local Capital	3,660,000	(3,660,000)	-	
Total Other Adjustments to Fund Balances	3,660,000	(3,660,000)	-	
Budgeted Surplus (Deficit), for the year	918,059	75,000	993,059	2,737,532