

# SCHOOL PLANNING COUNCIL REPORT

To the Superintendent of Schools and

Board of Education, School District 23 (Central Okanagan)

---

Rutland Senior Secondary

7/2011

General Information

## Mission Statement

*“A CARING COMMUNITY CHALLENGING STUDENTS TO PURSUE EXCELLENCE IN LIFELONG ENDEAVOURS”*

Principal : Curtis Schreiber

Web site : <http://www.rss.sd23.bc.ca>



*"Together We Learn"*

## **SCHOOL DISTRICT 23 (CENTRAL OKANAGAN)**

### **Our Mission:**

To educate students in a safe, inspirational learning environment where every student develops the knowledge and skills to be a lifelong learner and a healthy productive member of our global society

### **Our Vision:**

School District No. 23 (Central Okanagan) is a progressive leader in education, which sets the standard for educational excellence and ensures that every student has opportunities to succeed

### **Our Cultural Values:**

Honesty is the building block for relationships and the basis for trust. It is the absence of falsehood and the action of full disclosure. It is the ultimate test of moral strength. When honesty is present, integrity will also be apparent.

Responsibility is being accountable for our actions and their consequences. When we demonstrate responsibility, we are doing our best to meet the expectations of ourselves and others.

Respect is "to consider worthy of high regard". Being respectful is an attitude of honouring people and caring about their rights.

Empathy is a feeling of concern, compassion and understanding of another's situation or feelings.

While recognizing individual situations and differences, Fairness is ensuring impartiality where everyone plays by the same rules.

## DISTRICT GOALS AS OF 7/12/2011

<b>1</b>	<b>Alignment : GRADUATION</b>
<b>1</b>	By June 2013, grade readiness (as defined by passing rate in all five core subjects) from grades 8 to 11 will increase each year to reach 95% in Gr. 8, 90% in Gr. 9 , 85% in Gr. 10, 80% in Gr. 11.
<b>2</b>	By June 2013, 75% of our graduating students will have received a career programs designation on their Dogwood Diploma – currently, approximately 25% of our graduates earn a CP designation annually.
<b>2</b>	<b>Alignment : NUMERACY</b>
<b>1</b>	The number of students in grades K - 3 not yet meeting and approaching expectations in mathematics will be reduced annually by 25% as measured on year-end report cards.
<b>2</b>	The number of students in grades 4 - 12 achieving C- and F letter grades in mathematics courses will be reduced annually by 25% as measured on final report cards.
<b>3</b>	<b>Alignment : Economic Viability and Stability</b>
<b>1</b>	The Board encourage substantive structural change in District and school programs, and operational procedures toward creating long-term economic viability and stability for the School District.

## GOALS OF THE SD23 ENHANCEMENT AGREEMENT

The following goals, reflecting the teachings of the Medicine Wheel, will be implemented over the next five years to support the emotional, spiritual, physical, and intellectual development of Aboriginal students in the Central Okanagan School District.



### Performance Targets for Five Years:

The baseline data will be developed where not available in the 2006/2007 school year. In each year thereafter, in all categories, increased growth is expected. The Aboriginal Education Committee will review annually and report the level of student and parent satisfaction with the achievement of the goals. The EA Committee will determine annual targets, indicators and strategies that are realistic and attainable for the following year.

# CELEBRATING SCHOOL SUCCESSES

## Unique School Characteristics:

Rutland Senior Secondary School is one of five secondary schools in the Central Okanagan School District. The physical plant is comprised of an original building constructed in 1972, an addition which was completed for the 2000-2001 school year, and another addition which opened in the 2005-2006 school year that resulted in the removal of all of the portable classrooms.

RSS also has two satellite campuses: RSS/BCIT Dual Credit/Dual Rutland Senior Secondary serves a diverse community which, according to Census data, has more single parent families, more low income families, less high school graduates, and less post-secondary graduates per capita than the provincial averages. Rutland Senior Secondary consistently has the highest number of special needs students, among the most First Nations students, and among the most new immigrant students in our District. As another challenge, we see a number of students who want to return/re-enter school (after being unsuccessful at other schools) because we are a semestered school and offer a variety of programs that may suit their learning needs.

With the diverse population that Rutland Senior Secondary serves, the school community has focused on offering a wide variety of educational programs/opportunities to appeal to a student population which has a wide range of academic aptitudes. Along with traditional offerings, other courses offered at RSS are: a Pre-Employment program, Sign Language, Production Graphics, Cooks Training, Forestry, Punjabi, Computer Animation, Electronics, CAD Drafting, Mechanics, Outdoor Education, First Nations Studies, Choral Music, Baseball Academy, Environmental Science, Human Services (which operates as a licensed Play School), and Emergency Medical Response (EMR) to name a few. As well, eight Dual Credit/Dual Credential BCIT and OC programs are offered along with established articulation agreements with other Trades and Technology Programs at British Columbia Institute of Technology (BCIT) and Okanagan College (OC). Approximately 60% of School District 23 transitions students are originally from Rutland Senior. Finally, Rutland Senior offers a number of Advanced Placement courses and over the last five years more than 120 exams have been written each year. Further, Rutland Senior was acknowledged as having the largest Advanced Placement Program in British Columbia outside of the lower mainland during AP Fall training workshops (2008).

In terms of staffing, RSS currently has 65 FTE educators, including 4 administrators, serving the needs of over 1430 students. In addition, we have a support staff of 52 people working in a variety of capacities, including Certified Education Assistants, Student Supervisors, Cafeteria Assistants, Custodial and Clerical staff. Additionally, we have two part-time District resource teachers who help to coordinate and provide educational programs for the special needs students in our population.

## School Performance Information

Outstanding efforts by the graduates of 2010:

\* 6 (9 in 2009) Provincial Scholarship winners were awarded \$1,000 each.

\* 25 (29 in 2009) Dogwood/District Award winners came from RSS and were awarded \$1,000 each.

\* 3 Secondary School Apprenticeship Awards.

Thanks to the Central Okanagan Bursary and Scholarship Society and the RSS PAC, 130 (105) RSS grads were awarded scholarships and bursaries worth over \$180,000.

23 Students received President Entrance Scholarships at UBCO.

Thirteen students received the Okanagan College Community Award Tuition credit (\$1,000). Eleven students received Okanagan College Community Award Tuition credit in 2011.

Based on Advanced Placement scores of our 99(89) students who wrote 154(117) Advanced Placement exams, the following qualified for: 5 (2 in 2009) Scholars with Distinction and 12 (7 in 2009) Scholars. RSS also has had 12 National Scholars over the past five years. In May 2011 we have 114 students writing 194 AP exams.

Sixty-eight (68 in 2009) students graduated from BCIT Dual Credit/Dual Credential Programs.

University of Toronto Biology Competition Results April 2010

Rutland Senior Secondary ranked 52nd out of 259 teams in the competition. 4,702 students participated in the competition. Fourteen Rutland students participated and six students earned a score of 84 percentile or better. Two Rutland students were awarded National Biology Scholar certificates. One student ranked 100th scoring in the 97.7 percentile, while the other was ranked 143rd scoring in the 96.8 percentile.

Academics

Both the Concert Choir and the Chamber Choir displayed their talents at the Kiwanis Festival in 2011, placing 1st and 2nd respectfully in their category. The Girls Choir performed as special guests at the Kelowna Community Choir Spring Concert.

The RSS Concert Band earned Gold at the Kiwanis Music Festival.

Band/Choir Classes toured Seattle (April 2011), performing at three schools.

Rutland Seniors Voodoo Video Production

\* Won 2 awards in 2010/2011 at the BC Student Film Festival 1st place Public Service Announcement Crime Stoppers ( Bus); 1st place in Promotional (Drinking and Driving).

\* Produced 3 spots for Crime Stoppers, had 3 films selected to be screened for the Reel Film Fest and had 2 teams entered in the 48 Hour Film Challenge with results pending.

\* Also participated in doing the Video reel for the Childrens Winter Games held here in Kelowna.

\* 2 students honoured for their three PSAs at an awards banquet.

\* Zoom Fest 1st place the Architect Best Technical Film

\* Bus Safety PSAs produced for SD 23 and the RCMP awarded acclaim to the students who participated.

EMR

\* 24 students involved in EMR

\* 10 students received their Emergency Medical Responder certificates in Semester 1 (75% on written test, pass 3 practical scenarios)

\* 2 EMR students from last year are currently enrolled in the Primary Care Paramedic program at the Justice Institute of BC

Bamfield Trip (October 2010) - Twenty five students from Biology 11 Honours Class (October 21-October 25) attended a three day Marine Biology Boot Camp. Students completed two of the twelve required AP labs as well as important invertebrate biology curriculum during their time at Bamfield.

The Physical Education Department continued the intramurals program as part of the tutorial implementation in order to promote student health and allow students to accumulate activity hours for their portfolios and complete PE credit.

Hockey Canada Skills Academy at RSS now includes six other schools (2010-2011), seven for (2011-2012) and increased enrolment to more than 250 students district-wide.

The Annual Modern Languages Feast was held promoting languages and understanding through ethnic foods.

RSS continues to operate a successful pre-school program for 3 and 4-year-old children.

Environmental Science Program members continue to coordinate and run the in-school recycling program for recyclable drink containers and paper products. The students maintain an agreement with the Regional District to monitor and clean a section of Mill Creek at the north end of Adams Road. Students from the program provided the man power to run the Regional District Toxic Waste Round-Up. Students in Environmental Science continue to excel in the Environmental Mind Grind competition. This year, 18 students wrote the Advanced Placement Environmental Science exam - a new high number for the class. The class also held its annual excursion to Costa Rica and experienced this amazing environment on a personal level.

Six students participated in the Cayley Math Contest, two students placed in the top 20%.

Four Students participated in the Fermat Math Contest.

### Technology

One student competed at Skills Canada Regionals in the Metal Fabrication/Welding competition.

One student competed at Skills Canada Regionals in Cabinetmaking and placed First! (Gold) for B.C. Interior School Districts, and also won a bronze medal at the provincial Competition in Cabinetmaking (2011).

4 Teams competed in the Western Canadian Robocup Junior Games at Okanagan College (2010/2011). RSS placed 1st and 2nd in the Rescue Challenge. Four students have qualified for the World Championships in 2011.

The Residential Construction course has developed a working relationship with the Tower Ranch development and Dilworth construction and is currently building their second home.

### Ford Focus Challenge

Two boys representing RSS competed at the Ford Focus Auto Challenge held at BCIT Vancouver and finished second. For their efforts, they both received a \$600.00 bursary to BCIT, \$400.00 bursary from BCAA, \$100.00 cash award as well as a \$500.00 gift certificate to Fountain Tire. The schools received a complete engine on a stand (valued in excess of \$5000.00) for diagnosing problems in the auto class, a \$3000.00 diagnostic program and a scan tool.

The Senior Textiles 11/12 students continue to support the Kelowna Womens Shelter and the Kelowna Food Bank with donations of handmade garments and quilts. Students have sewn childrens hoodies, toddler dresses and sleepers, as well as gortex mittens for all ages. Fabricland has generously donated fabric and supplies towards these projects.

#### Learning Assistance

The LA department continues to use Fast ForWord. This is a computer program which rewires the brain and improves brain function. Students with reading difficulties are suddenly able to read better and there are other positive effects such as improved memory and attention. In the 2010-2011 school year, 22 students were on FFW and they completed a total of 41 different levels. Students who are on FFW sometimes have to do SS 10 and/or SS 11 in LA. This year, 16 students earned Social Studies credit in LA.

44 LA students worked on Plato (a mastery based computer program) to complete their credit requirements for AW 10 and/or 11 Math. Plato allows students to progress at their own rate. It also fills in the gaps of missing math skills and concepts from prior years.

Pre-Employment program at RSS . . . ,

\* Without the sponsorship of all the great business partners that we deal with, we could not run such a program for at-risk youth. We work with 50 to 60 host businesses in a school year. Many small businesses have been involved with RSS for numerous years. They are really genuine, authentic people!

\* The vast majority of kids that go through our program meet with success. They specifically meet with success both on the job, at school, and learn employability skills. Our students often act as very positive ambassadors for Rutland Senior and impress their adult mentors. These students are subsequently happier in school and see the purpose of staying in school and completing their education.

\* Pre-Employment helps students find their niche and make the connection between the work place and school. Ultimately, not only keeping them in school through Grade 12, but engaging them as potential lifelong learners as they make the transition into the working world.

RSS continued to operate a community-school transition project for students with intellectual disabilities (The Cutters Edge Creative Centre).

#### VISUAL ARTS:

\* Student artwork (10+) and several photography pieces were displayed in the annual Kelowna Art Gallery Student Exhibition, Time Frame from March 11th June 8th.

\* 11 students successfully completed the AP 2D Design Portfolio Exam in 2010.

\* 10 students are scheduled to complete their Studio Art AP 2D Design Portfolios in 2011.

\* Graduating students from the Visual Arts Program are accepted into: Fall 2011 UBCO Fine Arts Program and Fall 2011 Okanagan College General Arts Program in Kelowna, BC. An additional student has enrolled in the Fine Arts Program at Selkirk College in Nelson, BC.

\* Visual Art students helped prepare artwork for the Grad DVD cover and Grad Commencement brochures.

\* Bookmarks of student artwork and Visual Arts course selections were handed out to the feeder middle school students on the Articulation Tour.

\* 2 very large, oil pastel pieces on the themes of Emily Carr and Paul Gauguin were compiled as a group activity and are displayed in the forum area. Special thanks to Classic Gallery Framing and the RSS PAC for their generous assistance in preparing the final pieces for display.

DANCE: RSS Dance classes hosted two dance performances; Live Love Dance which had over 100 dancers and 700 spectators; Live 2 Dance involved again over 100 dancers and over 1000 spectators in two shows.

The RSS Senior Dance classes hosted a Dance Competition Driven 2010. Twelve schools and 232 dancers from across the province attended. The RSS dance team consisting of 20 students placed 2nd in Jazz and 6th in Hip Hop.

The Senior Dance classes also attended OUTBREAK competition in Surrey and placed 2nd in Jazz and 5th in Hip Hop.

RSS hosted 27 international students from Germany, Thailand, Macau, Brazil, Mexico, and Japan. We also accepted new Canadians from Germany, Bulgaria, India, Mexico, the Philippines and Peru. Eight students from the ESL program will graduate this year with four planning to attend Okanagan College or UBCO in the fall. There were two international trips to Vancouver and Alberta and many students were able to experience different parts of Canada. Most of the new Canadians and International students adjusted very well to Canadian culture and became friends with many Canadians.

#### Leadership

#### Changes in the Library

- \* All Planning 10 classes are given an orientation to the services and operational procedures of the library.
- \* SS 11 classes were given an orientation to the libraries online and print research materials which can be accessed across the curriculum.
- \* A major overhaul of the circulation books was made, in creating more room.
- \* New furniture was purchased to make the space a more relaxed and comfortable area for readers to enjoy.
- \* There is a new collection of teen fiction , and
- \* Seasonal decorations and window displays as well.

#### Post Secondary Prep Sessions

- \* Introduced this year for grade 12 students. These sessions help students who are applying to Post Secondary and cover topics such as: how to apply, self reporting grades, choosing classes, when to register, applying for scholarships and bursaries, etc.
- \* There were 4 PSP sessions (October, November, December and April). Each PSP was offered in the seminar room in the Library in all 4 blocks and a lunch time session was held so students could either attend during their spare or at lunch.
- \* 150-180 kids attended these sessions and hope that it helped take a lot of the guess work out of applying to post secondary schools. Feedback has been very positive.

#### New attendance policy

#### Course Selection

- \* Middle School Visits in June (2010) - counsellors went to both middle schools in June to meet with students to help them with their RSS timetables. We were able to balance semesters, help the students read their timetables, make any necessary changes, and answer any questions they had. This helped taking the pressure off grade 10 course changes at the beginning of September.
- \* Carousel Style Grade 9 parent night (new grade 10 meeting) very well received.
- \* Establish a Baseball Academy - 25 students from around the Province registered and attended our newly form Baseball academy.
- \* CIST Computer Information System Develop a new relationship with the CIST and BCIT. RSS students will be able to earn Advanced Placement in BCIT through this program. Student will earn 4 BCIT courses.
- \* Introduced a new Glass Course. Had over \$10,000 worth of glass donated to our school.
- \* New agreement with BCIT Diesel, Electrician, Motorcycle
- \* New SBT ( School Based Team) online referral form
- \* Will be moving Planning classes to grade 11
- \* No spares in Grade 11 for 2011

LEADERSHIP 10, 11 and 12 organized/participated in the following activities:

- \* Rutlands Next Model Halloween Edition
- \* Compost Project
- \* Served dinner on three separate occasions at the Gospel Mission
- \* Rutstock a big fundraiser for palliative care for children in Kelowna
- \* 5 Days of Christmas
- \* 3rd Annual Warm Wear Challenge
- \* Thousands of items were collected, filling a large van, for the Warm Wear Challenge 2011
- \* All Federal Candidates debates
- \* Number of Smart Risk activities buckle-up campaign, wear a helmet campaign ( pumpkin drop) and hotdog sales
- \* Spring Cleaning in the community
- \* Six students attended the Canadian Leadership Conference in Olds, Alberta
- \* Attended We Day presented SD23 with a video of the event
- \* Raised more than \$10,000 in 2010 for cancer care in the pediatric care unit at Kelowna General Hospital in a number of ways including, collecting pledges to have their heads shaved at RUTSTOCK. This event is planned for 2011 again.
- \* Raised over \$500 for Hearts for Haiti
- \* Raised \$800 for Japan Relief & the Red Cross
- \* Collected over 10,000 items and organized a Santa Van to collect from our two middle feeder schools (RMS & SMS), then delivered the items to the Food Bank
- \* Raised over \$1,000 for the Terry Fox Run in 2010

## ATHLETICS

RSS had over 500 participants in athletics this past year; with the entire school involved in fan support, school spirit weeks, career hours for score keeping, umpiring, refereeing, etc.

Senior Boys Rugby (7s) advanced to the Provincial Championships (2009-2010), winning the Gold Shield Division. This year we welcomed back 15s after a two year hiatus.

### Sr. Boys Volleyball

With a strong showing in Kamloops, the boys entered the Valley Championships ranked 4th. After a big win in the first round of Valleys, the boys lost in the semi finals to finish 4th in the Valley. Overall a great season!

One Student earned a spot on the Provincial Special Olympics Team in Cross Country skiing.

### Football

It was another challenging year for Voodoos football. The guys were challenged early on in the pre-season playing Centennial, last years BC Champions and St. Thomas Moore, a top private school from the coast. The guys fought hard competing in the regular season, losing a couple of close ones, falling short of making the playoffs. Four Athletes earned Interior All-Stars.

Junior Boys Volleyball advanced to the Valley Championships.

- \* Won Penticton Christmas tourney,
- \* Won UBCO tourney, 2nd at KCS tourney,
- \* 2nd @ City Championship,
- \* 2nd @ Valley Championship,
- \* 3 players on Valley All-Star team

### Senior Boys Basketball

- \* Won the most sportsmanlike team trophy at the Victoria Police Tournament
- \* Won the Championship at the NorKam Tournament
- \* 2 Athletes selected for the Okanagan Valley All-Star game

### Senior Girls Basketball

- \* Record for league 2-10 (W-L)
- \* Won home tournament (Paragon Hard Court Classic)
- \* Won tournament in Grand Forks

### Junior Boys Basketball

- \* Overall record 22-4
- \* 4 tournaments 2 champions, 2 seconds
- \* Zone finalists
- \* Grade 10 runner-ups for Kelowna
- \* 2nd in Valley championships

## Junior Girls Basketball

- \* Overall record 22-7
- \* 5 tournaments 2 champions, 2 seconds, 1 third
- \* Zone finalists
- \* Grade 10 champions for Kelowna
- \* 7th in Valley championships

Track and Field Team Four students qualified for Valley Championships
















Highlights for the Cheerleading program for 2010 - 11:









- \* RSS Cheerleading - Still only competitive high school cheer team from BC Interior
- \* 57 kids tried out this year - 26 on team including 5 boys
- \* Cheered Sr. Varsity Football and Pep Rallies
- \* Host school and participant for second ever Interior Cheerleading Skills Camp in November - 100 participants - Middle School to University
- \* 2nd place Senior Co-ed Pacific All-Star Cheerleading Championships (Chilliwack)
- \* 2nd Place (of 4) Senior Co-ed Cheerfest 2011 Cheer Championships (Abbotsford)
- \* 2nd Place (of 3) Senior Co-ed Golden Ticket Championships (Vancouver)
- \* 3rd Place (of 7) Senior Co-ed Sea To Sky International Cheer Championships (Vancouver)
- \* Performances at Grad Fashion Show and Black Mountain Elementary
- \* 7 RSS Cheerleading Alumni currently coaching cheerleading at several schools in SD 23

**RECENTLY COMPLETED GOALS/AREAS OF FOCUS:**

	Date	Value	Target	Status
--	------	-------	--------	--------

## CURRENT SCHOOL GOALS - STATUS

	Date	Value	Target	Status
<b>GRADUATION</b>				
By June 2015, 85% of the RSS students will graduate or earn their School Leaving Certificate within three years of starting grade 10 – current average is 78%.				
% of grade 11 students passing their courses	6/30/2010	96.06	95	 On Target
% of grade 12 students passing their courses	6/30/2010	95.87	95	 On Target
70% of Communications 11 or English 11 students will receive a C+ or better on their final report card	6/30/2010	65.48	70	 Off Target
70% of Communications 12 or English 12 students will receive a C+ or better on their final report card	6/30/2010	67.65	70	 Warning
70% of English 10 students will receive a C+ or better on their final report card	6/30/2010	79.6	70	 On Target
70% of Math 10 students will receive a C+ or better on their final report card	6/30/2010	61.09	70	 Off Target
70% of Physical Education 10 students will receive a C+ or better on their final report card	6/30/2010	84.47	70	 On Target
70% of Science 10 students will receive a C+ or better on their final report card	6/30/2010	61.09	70	 Off Target
70% of Science 11 students will receive a C+ or better on their final report card	6/30/2010	68.46	70	 Warning
70% of Social Studies 10 students will receive a C+ or better on their final report card	6/30/2010	61.09	70	 Off Target
70% of Social Studies 11/ First Nation 12 students will receive a C+ or better on their final report card	6/30/2010	71.12	70	 On Target
95% of Communications 11 or English 11 students will receive a C- or better on their final report card	6/30/2010	96.66	95	 On Target
95% of Communications 12 or English 12 students will receive a C- or better on their final report card	6/30/2010	97.24	95	 On Target
95% of English 10 students will receive a C- or better on their final report card	6/30/2010	95.45	95	 On Target
95% of Math 10 students will receive a C- or better on their final report card	6/30/2010	95.84	95	 On Target

	Date	Value	Target	Status
95% of Math 11 students will receive a C- or better on their final report card	6/30/2010	95.84	95	 On Target
95% of Physical Education 10 students will receive a C- or better on their final report card	6/30/2010	98.34	95	 On Target
95% of Science 10 students will receive a C- or better on their final report card	4/27/2010	94.52	95	 On Target
95% of Science 11 students will receive a C- or better on their final report card	6/30/2010	95.28	95	 On Target
95% of Social Studies 10 students will receive a C- or better on their final report card	6/30/2010	96.6	95	 On Target
95% of Social Studies 11/ First Nation 12 students will receive a C- or better on their final report card	6/30/2010	93.35	95	 On Target
Annual Graduation Rate	12/9/2009	78	85	 Off Target
Student Readiness - % of grade 10 students passing their main courses as defined as in the readiness data or have educational accommodations to their learning plan.	3/15/2011	92.2	95	 Warning



**Results**

Status : Approaching Expectations

	<b>Not Yet</b>	<b>Approaching Expectations</b>	<b>Meeting Expectations</b>	<b>Sustaining Improvement</b>
<b>RESULTS</b>	There is little evidence of monitoring results and adjusting to improve student achievement.	The district and schools are beginning to monitor results and make adjustments to improve student achievement.	The district and schools monitor results and make adjustments to improve student achievement. There is evidence of improving results.	The district and schools consistently monitor results and make adjustments to improve student achievement. There is evidence of improving results over time.

# PLAN













## Alignment: GRADUATION

**SMART Goal: By June 2015, 85% of the RSS students will graduate or earn their School Leaving Certificate within three years of starting grade 10 – current average is 78%.**

### Disaggregated Data/Evidence:

Indicator	Date	Value	Target	Progress
% of grade 11 students passing their courses	6/30/2010	96.06	95	On Target
% of grade 12 students passing their courses	6/30/2010	95.87	95	On Target
70% of Communications 11 or English 11 students will receive a C+ or better on their final report card	6/30/2010	65.48	70	Off Target
70% of Communications 12 or English 12 students will receive a C+ or better on their final report card	6/30/2010	67.65	70	Warning
70% of English 10 students will receive a C+ or better on their final report card	6/30/2010	79.6	70	On Target
70% of Math 10 students will receive a C+ or better on their final report card	6/30/2010	61.09	70	Off Target
70% of Physical Education 10 students will receive a C+ or better on their final report card	6/30/2010	84.47	70	On Target
70% of Science 10 students will receive a C+ or better on their final report card	6/30/2010	61.09	70	Off Target
70% of Science 11 students will receive a C+ or better on their final report card	6/30/2010	68.46	70	Warning
70% of Social Studies 10 students will receive a C+ or better on their final report card	6/30/2010	61.09	70	Off Target
70% of Social Studies 11/ First Nation 12 students will receive a C+ or better on their final report card	6/30/2010	71.12	70	On Target
95% of Communications 11 or English 11 students will receive a C- or better on their final report card	6/30/2010	96.66	95	On Target
95% of Communications 12 or English 12 students will receive a C- or better on their final report card	6/30/2010	97.24	95	On Target

<b>95% of English 10 students will receive a C- or better on their final report card</b>	6/30/2010	95.45	95	 On Target
<b>95% of Math 10 students will receive a C- or better on their final report card</b>	6/30/2010	95.84	95	 On Target
<b>95% of Math 11 students will receive a C- or better on their final report card</b>	6/30/2010	95.84	95	 On Target
<b>95% of Physical Education 10 students will receive a C- or better on their final report card</b>	6/30/2010	98.34	95	 On Target
<b>95% of Science 10 students will receive a C- or better on their final report card</b>	4/27/2010	94.52	95	 On Target
<b>95% of Science 11 students will receive a C- or better on their final report card</b>	6/30/2010	95.28	95	 On Target
<b>95% of Social Studies 10 students will receive a C- or better on their final report card</b>	6/30/2010	96.6	95	 On Target
<b>95% of Social Studies 11/ First Nation 12 students will receive a C- or better on their final report card</b>	6/30/2010	93.35	95	 On Target
<b>Annual Graduation Rate</b>	12/9/2009	78	85	 Off Target
<b>Student Readiness - % of grade 10 students passing their main courses as defined as in the readiness data or have educational accommodations to their learning plan.</b>	3/15/2011	92.2	95	 Warning

**Rationale**

Status : Approaching Expectations

**Data**

Status : Approaching Expectations

**Goals**

Status : Meeting Expectations

	Not Yet	Approaching Expectations	Meeting Expectations	Sustaining Improvement
GOALS	Goals and objectives have little focus on student achievement.	Some goals and objectives are based on evidence and focused on student achievement.	All goals and objectives are relevant, based on evidence, and focused on student achievement.	All goals and objectives are relevant, based on a range of evidence, and focused on student achievement. Goals and objectives are systematically reviewed and revised. Consideration is given to all students.
RATIONALE	Reasons for the selection of goals and objectives appear to be based on little consideration of evidence from data.	There is some evidence that the reasons for the selection of goals and objectives are based on relevant data.	Reasons for the selections of goals and objectives are based on evidence from a variety of sources and focused on student achievement.	Reasons for the selection of goals and objectives are consistently based on evidence from a variety of sources and focused on the achievement of all students
DATA	It is unclear what data are used to determine areas of need and plan for improvement.	Evidence from data is used or beginning to be used to determine areas of need, plan for improvement, and monitor progress.	The district and schools consistently analyze classroom school, district, and provincial data sources to determine areas of need, plan for improvement, and monitor progress.	The district and schools consistently analyze classroom, school, district, and provincial data sources to determine areas of need, plan for improvement, and monitor progress of all students. Data are disaggregated, participation rates are considered, and trends are tracked over time.

# DESIGN

## Organizing For Improvement

### Strategies and Structures:

**By June 2015, 85% of the RSS students will graduate or earn their School Leaving Certificate within three years of starting grade 10 – current average is 78%.**

Strategy	Person / Committee Responsible	Start	Finish	Status	Priority	% Complete	Budget	PP	CAG
Conduct exit interviews with all students who drop out of school or leave RSS	Curtis Schreiber/Admin Council	9/30/2010	6/30/2012	In-Progress	High	0			
Aboriginal Course support to improve the emotional, spiritual, intellectual, and physical development of Male Aboriginal students at RSS.	Curtis Schreiber/Curriculum Leaders	9/30/2010	6/29/2012	In-Progress	High	0	10,000	★	★
Provide an "I" for students who are not finding success in their classes on all interims and on their 1st and 3rd term report card.	Curtis Schreiber/	9/1/2009	6/30/2012	Draft	High	0	1,000		
Attendance Policy	Robert Dickeson/School-Based Teachers	9/30/2010	2/1/2011	In-Progress	High	0			
Offer Advance Placement Programs	Curtis Schreiber/Department Heads	9/30/2008	6/30/2013	In-Progress	High	0	100,000		
Learning Center	Curtis Schreiber/School-Based Teachers	9/30/2010	6/30/2012	In-Progress	High	0	90,000		

Strategy	Person / Committee Responsible	Start	Finish	Status	Priority	% Complete	Budget	PP	CAG
Learning Assistance Program	Curtis Schreiber/School-Based Teachers	9/30/2010	6/30/2012	In-Progress	High	0	20,000		
Change staff meeting structure	Curtis Schreiber/Department Heads	9/1/2010	6/30/2011	Draft	High	0	10,000		
Parent Ambassador Program	Bill Lang/	9/1/2009	6/30/2012	Draft	Medium	0	3,000		
Track students who are on a Leaving Certificate and monitor their progress	Curtis Schreiber/School-Based Teachers	9/30/2010	6/30/2012	Draft		0			
Continue to review Report Card Practice	Bill Lang/Department Heads	9/1/2010	6/30/2012	In-Progress	High	0			
Continue with Tutorial	Curtis Schreiber/School-Based Teachers	9/1/2007	6/30/2012	In-Progress	High	0			
Review work habit expectations and assessment practice with staff and students	Bill Lang/	9/30/2010	6/30/2012	Draft	Medium	0			
Review awareness for test anxiety	Curtis Schreiber/	9/30/2010	6/30/2012	Draft	Medium	0			

### **Structures**

Status: Approaching Expectations


### **Coherence and Alignment**

Status: Approaching Expectations

### **Strategies**

Status: Meeting Expectations

	Not Yet	Approaching Expectations	Meeting Expectations	Sustaining Improvement
STRATEGIES	Strategies are not connected to school and/or district goals and objectives.	The district and schools have improvement strategies in place with some connection to goals and objectives.	The district and schools have practical, research-based strategies in place to achieve goals and objectives. Strategies link to staff development and other improvement efforts. There is evidence of monitoring and adjusting strategies as required.	The district and schools have practical, research-based strategies in place to achieve goals and objectives. Strategies are in place to address areas of highest need and link to staff development and other improvement efforts. The district and school consistently monitor and adjust strategies as required.
STRUCTURES	The district and schools have not aligned structures to support school and/or district goals and objectives.	The district and schools have some structures in place to support school and/or district goals and objectives.	The district and schools have structures in place to support school and or district goals and objectives. Structures support areas of highest need and align with strategies.	The district and schools have structures in place to support school and/or district goals and objectives. Structures support the areas of highest need and align with strategies. Structures are consistently monitored and adjusted as required.
COHERENCE AND ALIGNMENT	There is little connection between school and district plans, and there is little evidence of efforts to develop connections.	The district and schools are developing connections between school and district plans.	Connections between the district and schools are interactive and reflect both school uniqueness and district directions.	Connections between the district and schools are interactive and reflect both school uniqueness and district directions. Schools connect with other schools to build capacity.



**Dialogue and communication**

Status : Approaching Expectations

**Parent involvement**

Status : Approaching Expectations

**Leadership**

Status : Approaching Expectations

	Not Yet	Approaching Expectations	Meeting Expectations	Sustaining Improvement
DIALOGUE AND COMMUNICATION	There is no consistent approach to communicating about student achievement.	The district and schools communicate about student achievement and make public their improvement goals and the progress being made.	The district and schools communicate in multiple ways about improving student achievement. There are opportunities for dialogue, and community input is valued.	The district and schools communicate in multiple ways about improving student achievement. There are ongoing opportunities for dialogue, and community input is actively sought and valued. These practices are embedded in school and district culture and are sustained over time.
PARENT INVOLVEMENT	There is little evidence of parent involvement. Few ideas are sought or heard in setting goals and working collaboratively to improve the achievement of all students.	Some groups of parents have a role in setting goals and working collaboratively with schools and the district to improve the achievement of all students.	Parents, individually and collectively are actively involved in setting goals and are working collaboratively with schools and the district to improve the achievement of all students.	Parents, individually and collectively, are actively involved in setting goals and are working collaboratively with schools and the district to improve the achievement of all students. Efforts to engage less active parents as well as specific groups of parents are evident. Parental involvement is embedded in school and district culture and sustained over time.
LEADERSHIP	There is little evidence of collaborative leadership.	There is some evidence of collaborative leadership.	Leadership is collaborative at all levels of the system with a shared commitment to improving student achievement.	Leadership is collaborative at all levels of the system with a shared commitment to improving student achievement. Efforts to build and sustain leadership capacity at all levels are evident.

# PLAN ASSESSMENT

## 10 Points of Inquiry Summary

Point of Inquiry		Not Yet	Approaching Expectations	Meeting Expectations	Sustaining Improvement
<b>STUDY</b>	<b>Results</b>		X		
<b>PLAN</b>	<b>Goals</b>			X	
	<b>Rationale</b>		X		
	<b>Data</b>		X		
<b>DESIGN</b>	<b>Strategies</b>			X	
	<b>Structures</b>		X		
	<b>Coherence and Alignment</b>		X		
<b>ACT</b>	<b>Dialogue and communication</b>		X		
	<b>Parent involvement</b>		X		
	<b>Leadership</b>		X		

# CERTIFICATIONS

(This page is to be forwarded to Superintendent's Office)

Rutland Senior Secondary

School Planning Council:

We certify that, to the best of our knowledge, the information provided in this progress report is accurate.

_____ Student Member's Name (Print) (grades 10-12 school)	_____ Signature	_____ Date
---	--------------------	---------------

_____ Parent Member's Name (Print)	_____ Signature	_____ Date
---------------------------------------	--------------------	---------------

_____ Parent Member's Name (Print)	_____ Signature	_____ Date
---------------------------------------	--------------------	---------------

_____ Parent Member's Name (Print)	_____ Signature	_____ Date
---------------------------------------	--------------------	---------------

_____ Teacher Member's Name (Print)	_____ Signature	_____ Date
--	--------------------	---------------

_____ Principal's Name (Print)	_____ Signature	_____ Date
-----------------------------------	--------------------	---------------

Superintendent or Assistant Superintendent:

I confirm that the requirements of the School District No. 23 (Central Okanagan) accountability program have been fulfilled.

_____ Superintendent's Name or Designate's Name (Print)	_____ Signature	_____ Date
---	--------------------	---------------

Board of Education representative at the SPC review meeting:

_____ Trustee's Name (Print)	_____ Signature	_____ Date
---------------------------------	--------------------	---------------

# PLAN-DESIGN-ACT-STUDY PLANNING CYCLE

key areas for inquiry  
to enhance school improvement



PLANNING CYCLE

