



SCHOOL DISTRICT NO. 23

Budget Planning for 2007/2008



School District No. 23

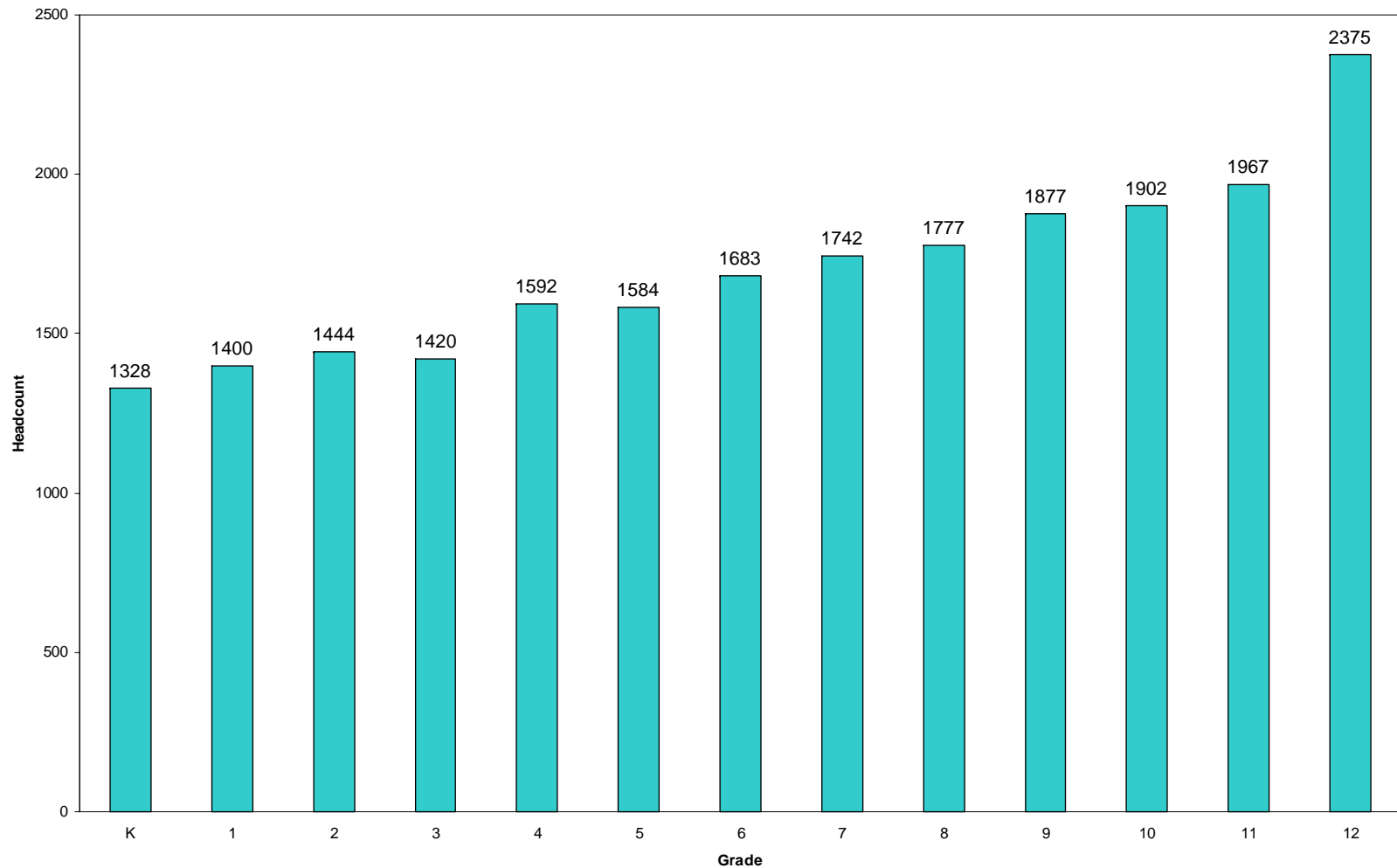
- *Educators* *1,447 HC*
- *Non Teaching Staff* *1,164 HC*
- *Operating Budget* *\$ 157 M*
- *Capital Budget* *\$ 26 M*
- *Special Purpose* *\$ 5 M*
- *Partners include:*
 - *Central Okanagan Teacher's Association (COTA)*
 - *Canadian Union of Public Workers (CUPE)*
 - *Central Okanagan Principal's/Vice Principal's Assoc (COPVPA)*
 - *Central Okanagan Parent Advisory Council (COPAC)*
 - *District Student Council*



School District No. 23

- *Serve 137,000 citizens from Lake Country to Peachland*
- *Schools 29 Elem/6 Middle/5 Second/1 Alt Ed*
- | | | | |
|---------------|------------|--------------|------------------------|
| <u>Gr K-6</u> | <u>7-9</u> | <u>10-12</u> | |
| 10,451 | 5,396 | 6,244 | =22,091 HC/ 21,181 FTE |
- | | |
|------------------|---------------|
| <u>Ages 5-18</u> | <u>Adults</u> |
| 21,796 | 295 |
- *4% of provincial enrollment*
- *6th largest district in the province*

Grade Distribution – Sept 30, 2006

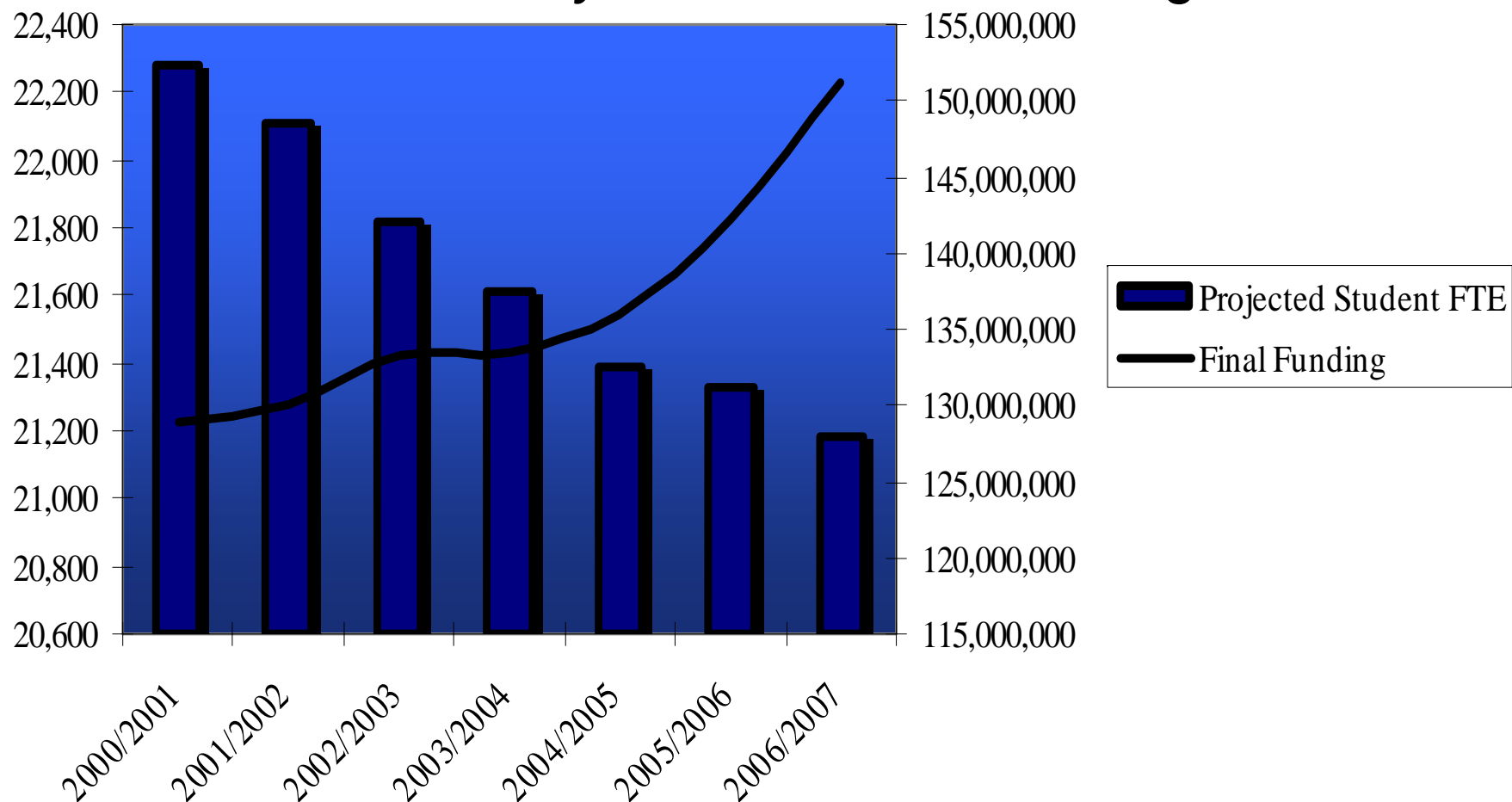




Unique Student Needs Categories

- *ESL students* 298 HC/ 288 FTE
- *Aboriginal* 1,734 HC/ 1,676 FTE
- *Special Education*
 - Lvl 1-3* 674 HC/ 664 FTE
 - Other* 872 HC
- *French Immersion* 1,663 HC/ 1,206 FTE
- *International Students* 36 HC/ 36 FTE

Comparision of Student FTE to Ministry of Education Funding

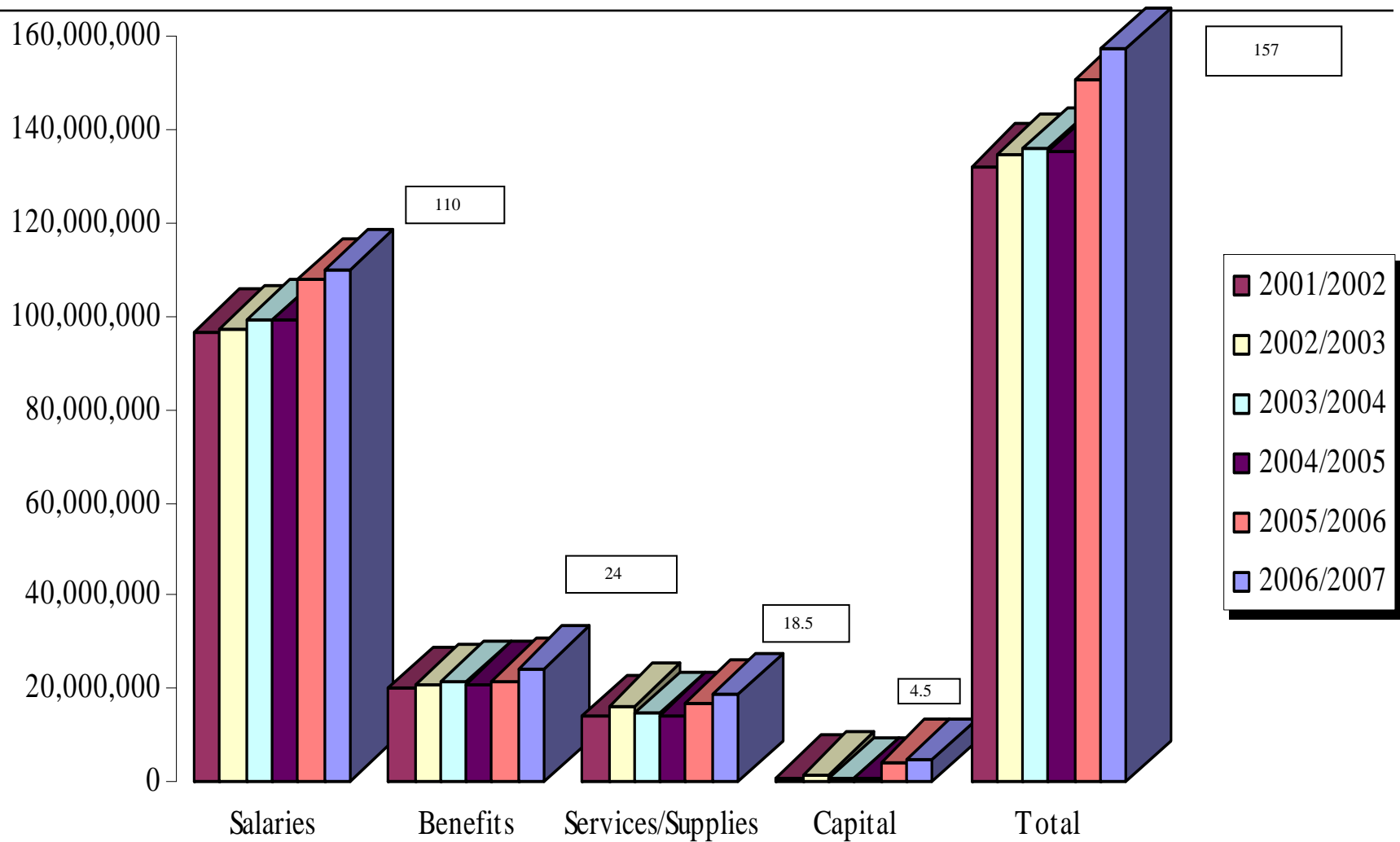


Revenue

2006/2007

□ <i>Ministry of Education</i>	\$ 151,872,467 (98%)
□ <i>Federal Grants</i>	271,371
□ <i>Other Provincial Ministries</i>	132,000
□ <i>Other School Districts</i>	155,000
□ <i>Tuition Fees (International Ed)</i>	300,000
□ <i>Local Education Agreement</i>	600,000
□ <i>Miscellaneous Fees</i>	186,000
□ <i>Rentals & Leases</i>	250,000
□ <i>Investment Income</i>	<u>600,000</u>
□ <i>Total</i>	\$ <u>154,366,838</u>

Spending By Object

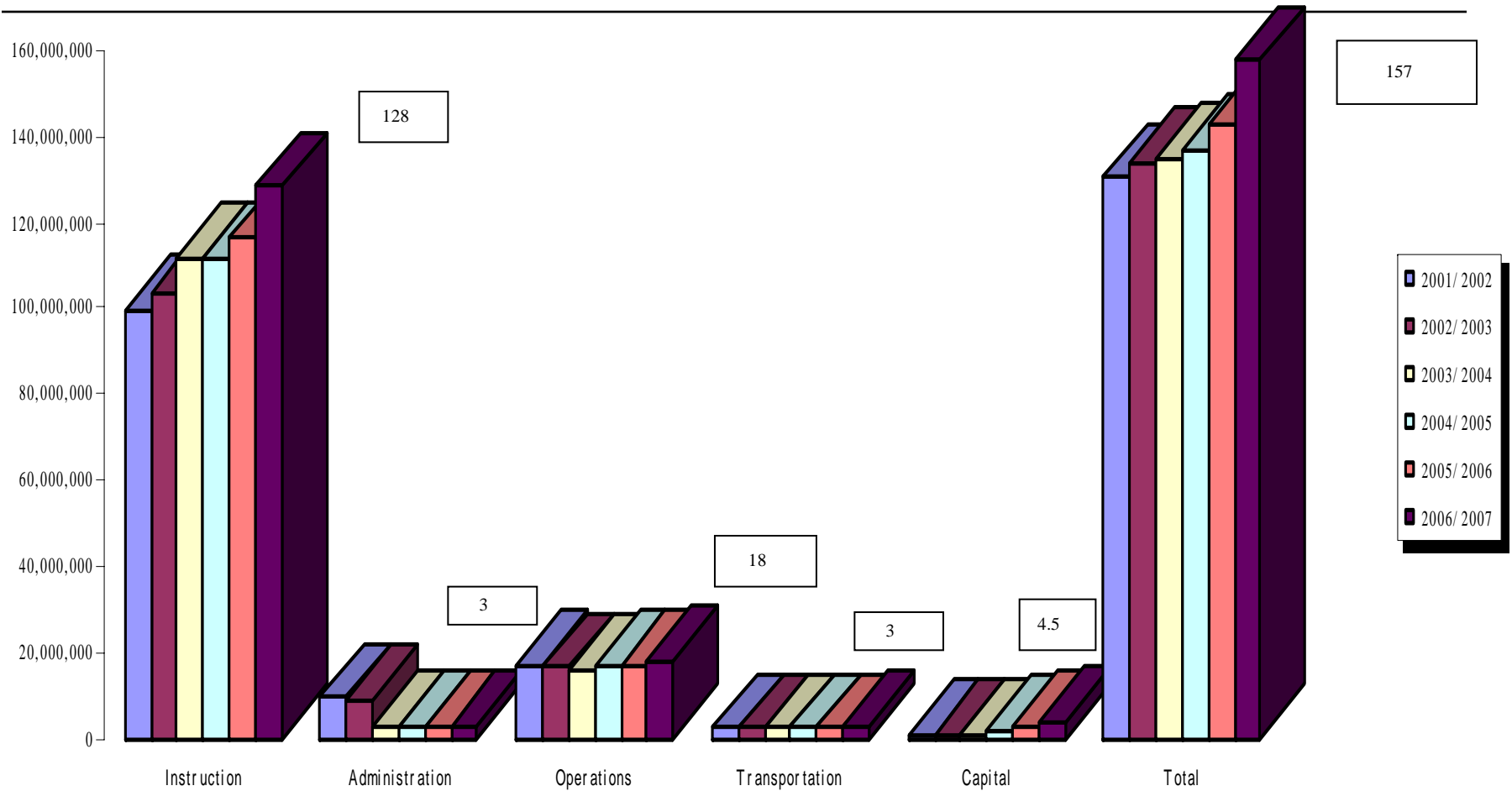




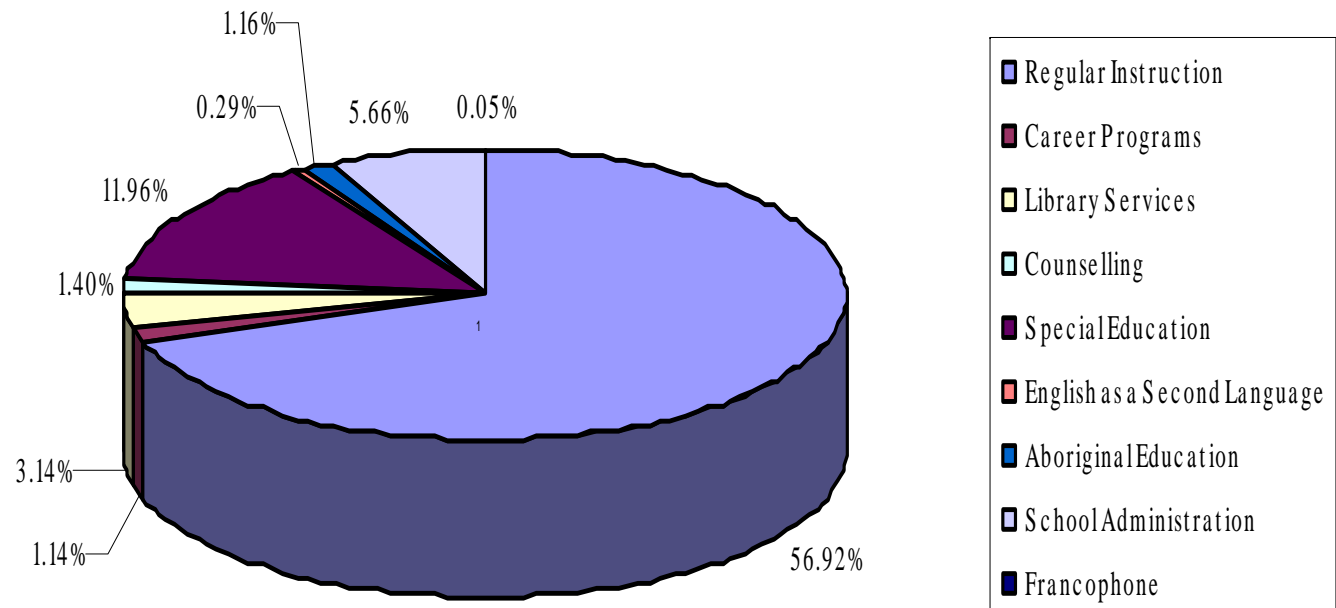
Staffing Levels 2000-2007

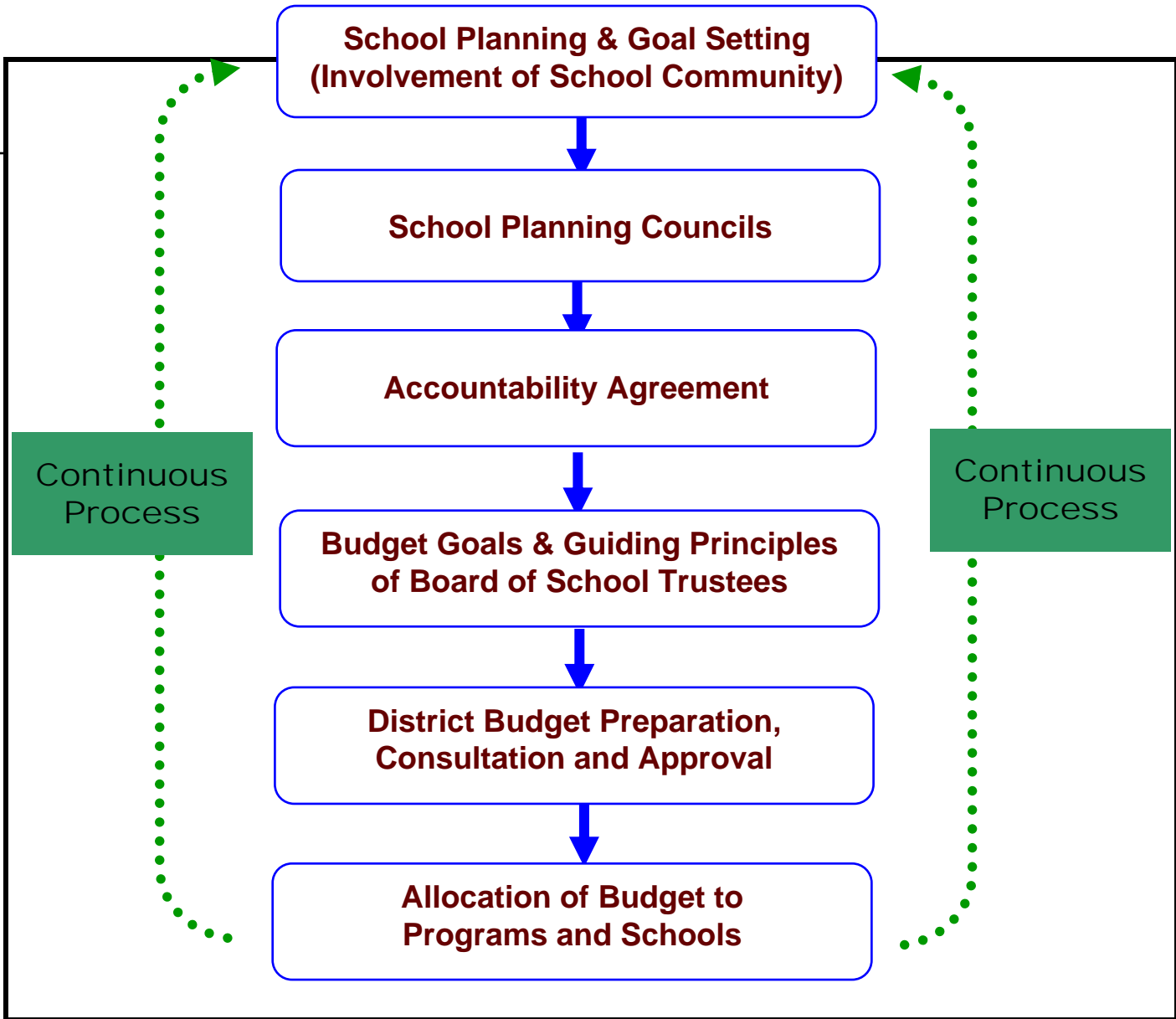

	<u>Student FTE</u>	<u>Prinpls/Vice Princ</u>	<u>Teachers</u>	<u>Excluded</u>	<u>Educ. Assist</u>	<u>Other Support</u>	<u>Total</u>
2000/2001	22,280	81	1,174	28	186	396	1,865
2001/2002	22,109	80	1,160	28	220	392	1,880
2002/2003	21,813	74	1,115	26	219	343	1,777
2003/2004	21,615	70	1,117	26	222	345	1,780
2004/2005	21,386	72	1,104	24	219	373	1,792
2005/2006	21,331	72	1,142	25	252	394	1,885
2006/2007	21,181	74	1,157	25	257	399	1,912

Spending By Function



Spending On Instruction







School Goals - 2006/2007 Accountability Contract

<i>□ Summary of School Goals</i>	<i>Elementary</i>	<i>Middle</i>	<i>Secondary</i>
• <i>Improve Literacy</i>	89%	100%	67%
• <i>Improve Numeracy</i>	83%	100%	67%
• <i>Improve Social Resp, & School Climate</i>	31%	67%	-
• <i>Improve Achievem't through Healthier Living</i>	10%	17%	17%
• <i>Improve Science Skills</i>	7%	-	3%
• <i>Improve Higher Level Thinking Skills</i>	3%	-	-
• <i>Improve Student Conduct</i>	3%	17%	-
• <i>Improve the Number of Scholarships Attained</i>	-	-	17%
• <i>Improve Exam Results</i>	-	-	17%
• <i>Improve Grad Rate</i>	-	-	50%
• <i>Improve Transition Rate</i>	-	-	33%
• <i>Increase Engagem't of Students in Instruc.Time</i>	-	-	17%
• <i>Improve Success of all Gr.10 Students in all Subj</i>	-	-	17%



School District No. 23-Goals

Three Primary Goals

- *Improve the percentage of students meeting or exceeding expectations in Literacy.*
- *Improve the percentage of students meeting or exceeding expectations in Numeracy .*
- *To increase the number of students graduating from secondary school within three years of starting Grade 10.*



Budget Development Principles

- *The two underlying principles for all budget decisions be that the students come first and that the District obtain the most effective results for the dollars spent.*
- *Every budget allocation be aligned to meet the District's mission, vision and values and the objectives of the District as outlined in the Board's accountability contract. Consideration must also be given to the individual school goals found in the school planning reports.*
- *The Board meet legal requirements in that the budget be balanced and all statutory requirements be met.*



How Do We Measure Achievement?

- *Primary Benchmark Data/ Kindergarten Screener*
- *Report Cards*
- *Foundation Skills Assessment*
- *CAT-3 Assessment*
- *Transition Rates/Grad Rates*
- *Provincial Scholarships*
- *Satisfaction Surveys*
- *School Planning Council Reports/Reviews*

Where Are We Now?

	<i>Province</i>	<i>District</i>	<i>Target</i>
□ <i>K-3</i>			
□ <i>Reading</i>	<i>n/a</i>	<i>84-89%</i>	<i>95%</i>
□ <i>Numeracy</i>	<i>n/a</i>	<i>86-90%</i>	<i>95%</i>
□ <i>Grade 4</i>			
□ <i>Reading</i>	<i>79%</i>	<i>86%</i>	<i>90%</i>
□ <i>Numeracy</i>	<i>86%</i>	<i>89%</i>	<i>90%</i>
□ <i>Grade 7</i>			
□ <i>Reading</i>	<i>72%</i>	<i>72%</i>	<i>85%</i>
□ <i>Numeracy</i>	<i>83%</i>	<i>79%</i>	<i>85%</i>
□ <i>Grad Rate</i>	<i>79%</i>	<i>76%</i>	<i>90%</i>



Strategies to Achieve Our Goals

- ***Improve the percentage of students meeting or exceeding expectations***
 - *School-wide writes implemented in fall/spring for all Gr. 7-9 students*
 - *Full Time District Literacy Coordinator*
 - *Commitment to Professional Development*
 - *For K-2 teachers with Miriam Trehearne, National Consultant*
 - *For Gr. 7-10 teachers on writing performance Foundation Skills Assessment (F.S.A.) marking*
 - *For middle/secondary teachers on SMART Reading*
 - *For elementary teachers on literacy skills training*
 - *For all teachers involved in the Achieving a Necessary Program*
 - *Networking opportunities for improving literacy skills provided through Software*
 - *Learning Centre coordination of professional development activities with teacher professional growth plans*
 - *iLearn Laptop Program*



Strategies to Achieve Our Goals

- *Improve the percentage of students meeting or exceeding expectations*
 - *Professional Development on ‘assessing early numeracy’ and ‘supporting numeracy’*
 - *Test Bank focus on Grade 9 and 10 provincial math exams support*
 - *Full Time District Numeracy Coordinator*
 - *Learning Centre focus on professional development and teacher growth to numeracy development*
 - *Development of Teaching Resources to enhance Numeracy teaching*
 - *Initiatives to heighten awareness of mathematics at home and in the*
 - *District Math Committee focus on improving math skills of regular classroom*



Strategies to Achieve Our Goals

- *To increase the number of students graduating from secondary school years of starting Grade 10*
 - *Successful WEB and LINK programs expanded*
 - *All middle schools adjusted their schedules to provide increased time for numeracy*
 - *Three Secondary schools adopted identical timetables in order to share programs and instructors*
 - *50+ Board Authority Authorized Courses to expand course options*
 - *Sports academies established in hockey, sailing and soccer*
 - *High Performance program established to accommodate students who are level activities in the arts or athletics*
 - *Continued commitment to dual credit programs in partnership with and British Columbia Institute of Technology*
 - *Hairdressing Program established*
 - *Industry Training Programs involving more than 170 students*
 - *Continuation of the “Three Year Graduation Rule”*



Supporting Our District Mission

- *Expansion of Preschool Partnerships Program*
- *Health Promoting Schools Policy/ Committee*
- *Establishment of School District No. 23 Business Company*
- *Aboriginal Enhancement Agreement*
- *Funding Allocated to Athletics, Racism Free Committee and District Council*



Challenges Ahead

- *Declining enrollment*
- *Enrollment Dispersion and Capacity Factors*
- *Wage and benefit increases (Primarily Pension Costs)*
- *Competition for staffing*
- *Ready Report implementation (Implementation Category 5+)*
- *School Fees*
- *Growth in Special Ed*
- *Leadership Replacement*
- *General Inflation*



Expected in 2007/2008

Cost Pressures

- o *Enrollment Decline (200 FTE)* \$ 850,000
- o *Benefit Costs* 1,200,000
- o *Bussing Costs (new routes/special ed), 1-2/year avg.* 50,000/rt
- o *School Fees (600,000 ongoing, 1.4M one time for '06/07)* 2,000,0000
- o *5+ Implementation* 900,000

o *Funding*

- o *Maintenance of Provincial Education Budget*
- o *Entrepreneurial Projects*
- o *International Education Program*
- o *Services to Outside Districts*
- o *3.3M surplus*



Considerations for Budget

What Choices Would You Make?

- Class Size*
- Elective and Specialty Courses*
- Learning Assistance*
- Libraries*
- Special Education*
- Transportation*
- Learning Resources*
- Technology/Computers*
- Extra-Curricular Activities*
- Community Access to Schools*

- Tell Us Your Choices via mail, e-mail, presentation or web survey*



Timeline

<i>January 31</i>	<i>Deadline for Written Budget Requests</i>
<i>February 1</i>	<i>Provincial Funding Announcement</i>
<i>February 21</i>	<i>Presentations to the Finance Committee (6:30pm)</i>
<i>March 1</i>	<i>2007/2008 District Funding Announcement</i>
<i>April 6</i>	<i>Initial Staffing Allocation</i>
<i>April 12</i>	<i>Superintendent's Budget Report</i>
<i>April 18</i>	<i>Public Finance Committee Budget Deliberations</i>
<i>April 25</i>	<i>Tentative 2007/2008 Budget Set</i>
<i>June 27</i>	<i>Adoption of Budget Bylaw</i>
<i>June 30</i>	<i>Preliminary Budget Submission to the Ministry</i>