




**SCHOOL DISTRICT
AMENDED ANNUAL BUDGET
FISCAL YEAR 2006/2007**

SCHOOL DISTRICT NUMBER 23	NAME OF SCHOOL DISTRICT Central Okanagan	YEAR 2006/2007
OFFICE LOCATION 1940 Underhill Street		TELEPHONE NUMBER N/A
CITY / PROVINCE Kelowna, BC		POSTAL CODE V1X 5X7
WEBSITE ADDRESS http://www.sd23.bc.ca		
NAME OF SUPERINTENDENT Mike Roberts		NAME OF SECRETARY - TREASURER Larry Paul

DECLARATION AND SIGNATURES

We, the undersigned, certify that the attached is a correct and true copy of the Amended Annual Budget of School District No. 23 (Central Okanagan) for the year ended June 30, 2007.

SIGNATURE OF CHAIRPERSON OF THE BOARD OF SCHOOL TRUSTEES 	DATE SIGNED Feb 28, 2007
SIGNATURE OF SUPERINTENDENT 	DATE SIGNED Feb 28/07
SIGNATURE OF SECRETARY - TREASURER 	DATE SIGNED Feb 28, 2007

SCHOOL DISTRICT NO. 23 (Central Okanagan)
2006/2007 AMENDED ANNUAL BUDGET

TABLE OF CONTENTS

SCHEDULES

Operating Fund

Revenue and Expenditure

Schedule A1

Revenue By Source

Schedule A2

Expense By Object

Schedule A3

Expense By Function and Program

Schedule A4

**SCHOOL DISTRICT NO. 23 (Central Okanagan)
OPERATING FUND
AMENDED ANNUAL BUDGET - REVENUE AND EXPENDITURE**

Schedule A1

	2006/2007 AMENDED ANNUAL BUDGET	PRIOR YEAR BUDGET
Ministry Funded Regular Student FTE	21,061,603	21,191,500
Ministry Funded Adult FTE	120,000	139,500
TOTAL FTE	21,181,603	21,331,000
 REVENUE (Schedule A2)		
620 Provincial Grants - Ministry of Education	151,940,689	141,661,686
641 Provincial Grants - Other	132,000	70,000
610 Federal Grants	252,227	254,000
640 Other Revenue	1,319,000	1,386,544
650 Rentals and Leases	250,000	185,000
660 Investment Income	700,000	100,000
Total Revenue	154,593,916	143,657,230
 EXPENSE (Schedule A3)		
Salaries		
110 Teachers	74,794,882	66,510,434
105 Principals and Vice Principals	6,898,255	6,481,748
123 Educational Assistants	7,874,327	7,713,638
120 Support Staff	15,237,598	14,107,315
130 Other Professionals	1,642,679	1,520,902
140 Substitutes	3,437,405	2,546,546
Total Salaries	109,885,146	98,880,583
Employee Benefits	24,386,997	22,217,193
Total Salaries and Benefits	134,272,143	121,097,776
Services and Supplies	18,684,695	18,935,083
Total Expense	152,956,838	140,032,859
 NET REVENUE (EXPENSE)	 1,637,078	 3,624,371
 INTERFUND TRANSFERS		
Capital Asset Purchases	(4,465,000)	(4,340,000)
 REDUCTION OF UNFUNDED LIABILITY		
Employee Future Benefits and Vacation Pay	(2,827,922)	(715,629)
Budgeted Prior Year Operating Surplus Appropriation	2,827,922	3,802,056
Budgeted Retirement of Prior Year Deficits		
BUDGETED BALANCE	0	3,086,427
 BUDGET BYLAW AMOUNT		
Total Expense	152,956,838	140,032,859
Interfund Transfers - Capital Asset Purchases	4,465,000	4,340,000
Interfund Transfers - Other		
Reduction of Unfunded Liability		
Budgeted Retirement of Prior Year Deficits		
TOTAL BUDGET BYLAW AMOUNT	157,421,838	144,372,859

**SCHOOL DISTRICT NO. 23 (Central Okanagan)
OPERATING FUND
AMENDED ANNUAL BUDGET - REVENUE BY SOURCE**

Schedule A2

	<u>2006/2007 AMENDED ANNUAL BUDGET</u>	<u>PRIOR YEAR BUDGET</u>
620 PROVINCIAL GRANTS - MINISTRY OF EDUCATION		
621 Operating Grant, Ministry of Education	149,790,301	140,927,289
628 GAAP Implementation	1,318,843	1,318,843
629 Other Ministry Of Education Grants (Specify)		
Strike Savings Recovery		(4,615,117)
Strike Savings Grants		3,042,443
Enrolment Audit Recoveries		47,047
Reduction For Local Education Agreement	(678,000)	(611,364)
Pay Equity Funding	1,238,323	1,238,323
Literacy Innovation Grant	146,222	146,222
Miscellaneous Contracts/Billings	125,000	168,000
	<u>151,940,689</u>	<u>141,661,686</u>
641 PROVINCIAL GRANTS - OTHER	<u>132,000</u>	<u>70,000</u>
610 FEDERAL GRANTS	<u>252,227</u>	<u>254,000</u>
640 OTHER REVENUE		
630 School Referendum Taxes		
642 Other School District/Education Authorities	155,000	154,180
643 Summer School Fees		
644 Continuing Education		
647 Offshore Tuition Fees	300,000	350,000
648 LEA/Direct Funding from First Nations	678,000	611,364
649 Miscellaneous (Specify)		
Industry Training Authority	106,000	37,000
Community School Recovery	70,000	74,000
Miscellaneous	10,000	160,000
	<u>1,319,000</u>	<u>1,386,544</u>
650 RENTALS AND LEASES	<u>250,000</u>	<u>185,000</u>
660 INVESTMENT INCOME	<u>700,000</u>	<u>100,000</u>
TOTAL OPERATING REVENUE (Schedule A1)	<u><u>154,593,916</u></u>	<u><u>143,657,230</u></u>

**SCHOOL DISTRICT NO. 23 (Central Okanagan)
OPERATING FUND
AMENDED ANNUAL BUDGET - EXPENSE BY OBJECT**

Schedule A3


	2006/2007 AMENDED ANNUAL BUDGET	PRIOR YEAR BUDGET
SALARIES		
110 Teachers	74,794,882	66,510,434
105 Principals and Vice Principals	6,898,255	6,481,748
123 Educational Assistants	7,874,327	7,713,638
120 Support Staff	15,237,598	14,107,315
130 Other Professionals	1,642,679	1,520,902
140 Substitutes	3,437,405	2,546,546
	<u>109,885,146</u>	<u>98,880,583</u>
EMPLOYEE BENEFITS		
	24,386,997	22,217,193
Total Salaries and Benefits	<u>134,272,143</u>	<u>121,097,776</u>
SERVICES AND SUPPLIES		
310 Services	2,282,545	2,210,347
330 Student Transportation	240,000	268,179
340 Professional Development and Travel	1,072,167	1,047,002
360 Rentals and Leases	265,370	100,000
370 Dues and Fees	199,465	265,377
390 Insurance	427,541	388,531
412 Interest		
510 Supplies	11,017,739	11,512,240
540 Utilities	3,179,868	3,143,407
Total Services and Supplies	<u>18,684,695</u>	<u>18,935,083</u>
TOTAL OPERATING EXPENSE (Schedule A1)	<u>152,956,838</u>	<u>140,032,859</u>

SCHOOL DISTRICT NO. 23 (Central Okanagan)
 OPERATING FUND
 AMENDED ANNUAL BUDGET - EXPENSE BY FUNCTION AND PROGRAM 2006/2007

FUNCTION	110 TEACHERS SALARIES	105 PRINCIPALS AND VICE PRINCIPALS SALARIES	123 EDUCATIONAL ASSISTANTS SALARIES	120 SUPPORT STAFF SALARIES	130 OTHER PROFESSIONALS SALARIES	140 SUBSTITUTES SALARIES	TOTAL SALARIES
1 INSTRUCTION							
1.02 Regular Instruction	61,384,514	964,094		1,863,130		2,384,895	66,616,633
1.03 Career Programs	1,092,392		27,442	320,820		78,576	1,519,220
1.07 Library Services	2,085,860	101,286	639,473	402,249		304,113	3,532,981
1.08 Counselling	1,835,600					56,513	1,895,113
1.10 Special Education	7,721,486		6,207,928	380,715		535,852	14,845,781
1.30 English as a Second Language	380,400					11,892	392,092
1.31 Aboriginal Education	291,640		999,484			8,964	1,300,088
1.41 School Administration		5,340,465		1,582,093		57,000	6,979,558
1.60 Summer School							0
1.61 Continuing Education							0
1.62 Off Shore Students							0
1.64 Other							0
1.65 Conseil Scolaire Francophone							0
Total Function 1	74,794,882	6,435,845	7,874,327	4,539,007	0	3,437,405	97,081,466
4 DISTRICT ADMINISTRATION							
4.11 Educational Administration		258,727		67,866	374,285		700,878
4.40 School District Governance					107,204		107,204
4.41 Business Administration		203,683		514,899	553,697		1,272,169
4.65 Conseil Scolaire Francophone							0
Total Function 4	0	462,410	0	582,765	1,035,076	0	2,080,251
5 OPERATIONS AND MAINTENANCE							
5.41 Operations and Maintenance Administration				199,804	536,203		736,007
5.50 Maintenance Operations				7,512,476	71,400		7,583,876
5.52 Maintenance of Grounds				548,149			548,149
5.56 Utilities				43,090			43,090
5.65 Conseil Scolaire Francophone							0
Total Function 5	0	0	0	8,303,519	607,603	0	8,911,122
7 TRANSPORTATION AND HOUSING							
7.41 Transportation and Housing Administration				39,201			39,201
7.65 Conseil Scolaire Francophone							0
7.70 Student Transportation				1,773,106			1,773,106
7.73 Housing							0
Total Function 7	0	0	0	1,812,307	0	0	1,812,307
9 DEBT SERVICES (OPERATING)							
9.92 Interest on Bank Loans							0
9.94 Interest on Temporary Borrowing							0
Total Function 9	0	0	0	0	0	0	0
TOTAL FUNCTIONS 1-9	74,794,882	6,898,255	7,874,327	15,237,598	1,642,679	3,437,405	109,885,146

SCHOOL DISTRICT NO. 23 (Central Okanagan)
OPERATING FUND
AMENDED ANNUAL BUDGET - EXPENSE BY FUNCTION AND PROGRAM 2006/2007

FUNCTION	TOTAL SALARIES	200 EMPLOYEE BENEFITS	TOTAL SALARIES AND BENEFITS	300-500 SERVICES AND SUPPLIES	2006/2007 TOTAL BUDGET EXPENSE	PRIOR YEAR BUDGET
1 INSTRUCTION						
1.02 Regular Instruction	66,616,633	14,351,596	80,968,229	8,939,930	89,908,159	80,902,928
1.03 Career Programs	1,519,220	336,560	1,855,800	345,838	2,201,638	1,713,002
1.07 Library Services	3,532,981	760,120	4,293,101	367,350	4,660,451	4,795,175
1.08 Counselling	1,895,113	414,099	2,309,212	4,500	2,313,712	2,064,279
1.10 Special Education	14,845,781	3,468,791	18,314,572	192,946	18,507,518	16,946,412
1.30 English as a Second Language	392,092	85,676	477,768	16,000	493,768	440,027
1.31 Aboriginal Education	1,300,088	318,127	1,618,215	194,985	1,813,200	1,799,381
1.41 School Administration	6,979,558	1,435,722	8,415,280	42,000	8,457,280	8,299,246
1.60 Summer School	0	0	0	0	0	0
1.61 Continuing Education	0	0	0	0	0	0
1.62 Off Shore Students	0	0	0	0	0	0
1.64 Other	0	0	0	0	0	0
1.65 Conseil Scolaire Francophone	0	0	0	0	0	75,542
Total Function 1	97,081,466	21,170,711	118,252,177	10,103,549	128,355,726	117,035,992
4 DISTRICT ADMINISTRATION						
4.11 Educational Administration	700,878	133,210	834,088	114,325	948,413	911,369
4.40 School District Governance	107,204	1,500	108,704	136,500	245,204	276,220
4.41 Business Administration	1,272,169	296,687	1,568,856	405,813	1,974,669	1,829,313
4.65 Conseil Scolaire Francophone	0	0	0	0	0	0
Total Function 4	2,080,251	431,397	2,511,648	656,638	3,168,286	3,016,896
5 OPERATIONS AND MAINTENANCE						
5.41 Operations and Maintenance Administration	736,007	167,233	903,240	475,799	1,379,039	1,323,552
5.50 Maintenance Operations	7,583,876	1,987,595	9,571,411	2,828,793	12,400,204	11,480,999
5.52 Maintenance of Grounds	548,149	142,519	690,668	630,096	1,320,764	1,146,955
5.56 Utilities	43,090	11,403	54,493	3,198,771	3,253,264	3,220,731
5.65 Conseil Scolaire Francophone	0	0	0	0	0	0
Total Function 5	8,911,122	2,308,690	11,219,812	7,133,469	18,353,271	17,171,837
7 TRANSPORTATION AND HOUSING						
7.41 Transportation and Housing Administration	39,201	10,192	49,393	4,050	53,443	60,525
7.65 Conseil Scolaire Francophone	0	0	0	0	0	0
7.70 Student Transportation	1,773,106	466,007	2,239,113	786,999	3,026,112	2,747,609
7.73 Housing	0	0	0	0	0	0
Total Function 7	1,812,307	476,199	2,288,506	791,049	3,079,555	2,808,134
9 DEBT SERVICES (OPERATING)						
9.92 Interest on Bank Loans	0	0	0	0	0	0
9.94 Interest on Temporary Borrowing	0	0	0	0	0	0
Total Function 9	0	0	0	0	0	0
TOTAL FUNCTIONS 1-9	109,885,146	24,386,957	134,272,143	18,684,695	152,956,838	140,032,859



AMENDED ANNUAL BUDGET BYLAW


A Bylaw of the BOARD OF SCHOOL TRUSTEES OF SCHOOL DISTRICT NO. 23 (CENTRAL OKANAGAN) (called the "Board") to adopt the amended annual budget of the Board for the fiscal year 2006/2007 pursuant to Section 113 of the School Act, R.S.B.C. 1996, c.412 as amended from time to time (called the "Act").

1. The Board has complied with the provisions of the Act respecting the amended annual budget adopted by this bylaw.
2. This bylaw may be cited as School District No. 23 (Central Okanagan) Amended Annual Budget Bylaw for fiscal year 2006/2007.
3. The attached Schedule "A" (School District Operating Budget) showing the estimated revenues and the estimated expenditures for the 2006/2007 fiscal year and the total budget amount of \$157,421,838 for the 2006/2007 fiscal year was prepared in accordance with the Act.
4. Schedule "A" is adopted as the amended annual budget of the Board for the fiscal year 2006/2007.

Read a first time the 28th day of February, 2007;


Read a second time the 28th day of February, 2007;

Read a third time, passed and adopted the 28th day of February, 2007.



Chairperson of the Board


SEAL



Secretary-Treasurer

I HEREBY CERTIFY

this to be a true original of School District No. 23 (Central Okanagan) Amended Annual Budget Bylaw 2006/2007, adopted by the Board the 28th day of February, 2007.



Secretary-Treasurer