




**SCHOOL DISTRICT  
ANNUAL BUDGET  
FISCAL YEAR 2007/2008**

SCHOOL DISTRICT NUMBER 23	NAME OF SCHOOL DISTRICT Central Okanagan	YEAR 2007/2008
OFFICE LOCATION 1940 Underhill Street		TELEPHONE NUMBER N/A
CITY / PROVINCE Kelowna, BC		POSTAL CODE V1X 5X7
WEBSITE ADDRESS <a href="http://www.sd23.bc.ca">http://www.sd23.bc.ca</a>		
NAME OF SUPERINTENDENT Mike Roberts		NAME OF SECRETARY - TREASURER Larry Paul

**DECLARATION AND SIGNATURES**

We, the undersigned, certify that the attached is a correct and true copy of the Annual Budget of School District No. 23 (Central Okanagan) for the year ended June 30, 2008.

SIGNATURE OF CHAIRPERSON OF THE BOARD OF SCHOOL TRUSTEES 	DATE SIGNED 27 June 2007
SIGNATURE OF SUPERINTENDENT 	DATE SIGNED June 27/07
SIGNATURE OF SECRETARY - TREASURER 	DATE SIGNED June 27, 2007

SCHOOL DISTRICT NO. 23 (Central Okanagan)  
2007/2008 ANNUAL BUDGET

TABLE OF CONTENTS

SCHEDULES

Operating Fund

Revenue and Expenditure	Schedule A1
Revenue By Source	Schedule A2
Expense By Object	Schedule A3
Expense By Function and Program	Schedule A4
FTE Employees By Function and Program	Schedule A5

**SCHOOL DISTRICT NO. 23 (Central Okanagan)**  
**OPERATING FUND**  
**ANNUAL BUDGET - REVENUE AND EXPENDITURE**

Schedule A1

	<b>2007/2008 ANNUAL BUDGET</b>	<b>PRIOR YEAR BUDGET</b>
Ministry Funded School-Age FTE	20,861.000	21,061.603
Ministry Funded Adult FTE	45,000	120,000
<b>TOTAL FTE</b>	<b>20,906.000</b>	<b>21,181.603</b>
<b>REVENUE (Schedule A2)</b>		
620 Provincial Grants - Ministry of Education	155,481,108	152,192,916
641 Provincial Grants - Other	123,000	132,000
610 Federal Grants		
640 Other Revenue	1,318,718	1,319,000
650 Rentals and Leases	290,000	250,000
660 Investment Income	700,000	700,000
<b>Total Revenue</b>	<b>157,912,826</b>	<b>154,593,916</b>
<b>EXPENSE (Schedule A3)</b>		
Salaries		
110 Teachers	77,899,016	74,794,882
105 Principals and Vice Principals	7,153,246	6,898,255
123 Educational Assistants	7,309,363	7,874,327
120 Support Staff	16,371,042	15,237,598
130 Other Professionals	1,853,068	1,642,679
140 Substitutes	3,360,765	3,437,405
<b>Total Salaries</b>	<b>113,946,500</b>	<b>109,885,146</b>
Employee Benefits	24,838,824	24,386,997
<b>Total Salaries and Benefits</b>	<b>138,785,324</b>	<b>134,272,143</b>
Services and Supplies	20,505,884	18,684,695
<b>Total Expense</b>	<b>159,291,208</b>	<b>152,956,838</b>
<b>NET REVENUE (EXPENSE)</b>	<b>(1,378,382)</b>	<b>1,637,078</b>
<b>INTERFUND TRANSFERS</b>		
Capital Asset Purchases	(3,988,968)	(4,465,000)
<b>REDUCTION OF UNFUNDED LIABILITY</b>		
Employee Future Benefits and Vacation Pay	(5,367,350)	(2,827,922)
Budgeted Prior Year Operating Surplus Appropriation	5,367,350	2,827,922
Budgeted Retirement of Prior Year Deficits		
<b>BUDGETED BALANCE</b>	<b>0</b>	<b>0</b>
<b>BUDGET BYLAW AMOUNT</b>		
Total Expense	159,291,208	152,956,838
Interfund Transfers - Capital Asset Purchases	3,988,968	4,465,000
Interfund Transfers - Other		
Reduction of Unfunded Liability		
Budgeted Retirement of Prior Year Deficits		
<b>TOTAL BUDGET BYLAW AMOUNT</b>	<b>163,280,176</b>	<b>157,421,838</b>

**SCHOOL DISTRICT NO. 23 (Central Okanagan)  
OPERATING FUND  
ANNUAL BUDGET - REVENUE BY SOURCE**

Schedule A2

	<u>2007/2008 ANNUAL BUDGET</u>	<u>PRIOR YEAR BUDGET</u>
<b>620 PROVINCIAL GRANTS - MINISTRY OF EDUCATION</b>		
621 Operating Grant, Ministry of Education	152,862,809	149,790,301
628 GAAP Implementation	1,348,252	1,318,843
629 Other Ministry Of Education Grants (Specify)		
Reduction For Local Education Agreement	(573,000)	(678,000)
Pay Equity Funding	1,238,323	1,238,323
Literacy Innovation Grant	146,222	146,222
Provincial Resource Program Grant	128,502	
Funding for Trades Wages	70,000	70,000
Official Languages Education Program	260,000	252,227
Miscellaneous Contracts/Billings		55,000
	<u>155,481,108</u>	<u>152,192,916</u>
<b>641 PROVINCIAL GRANTS - OTHER</b>	<u>123,000</u>	<u>132,000</u>
<b>610 FEDERAL GRANTS</b>	<u>0</u>	<u>0</u>
<b>640 OTHER REVENUE</b>		
630 School Referendum Taxes		
642 Other School District/Education Authorities	123,016	155,000
643 Summer School Fees		
644 Continuing Education		
647 Offshore Tuition Fees	300,000	300,000
648 LEA/Direct Funding from First Nations	573,000	678,000
649 Miscellaneous (Specify)		
Funding For Apprenticeships	106,000	106,000
Community School Recovery	70,000	70,000
Miscellaneous	90,000	10,000
Interior Health Authority	56,702	
	<u>1,318,718</u>	<u>1,319,000</u>
<b>650 RENTALS AND LEASES</b>	<u>290,000</u>	<u>250,000</u>
<b>660 INVESTMENT INCOME</b>	<u>700,000</u>	<u>700,000</u>
<b>TOTAL OPERATING REVENUE (Schedule A1)</b>	<u><u>157,912,826</u></u>	<u><u>154,593,916</u></u>

**SCHOOL DISTRICT NO. 23 (Central Okanagan)  
OPERATING FUND  
ANNUAL BUDGET - EXPENSE BY OBJECT**

Schedule A3

	<u>2007/2008 ANNUAL BUDGET</u>	<u>PRIOR YEAR BUDGET</u>
<b>SALARIES</b>		
110 Teachers	77,899,016	74,794,882
105 Principals and Vice Principals	7,153,246	6,898,255
123 Educational Assistants	7,309,363	7,874,327
120 Support Staff	16,371,042	15,237,598
130 Other Professionals	1,853,068	1,642,679
140 Substitutes	3,360,765	3,437,405
	<u>113,946,500</u>	<u>109,885,146</u>
<b>EMPLOYEE BENEFITS</b>		
	24,838,824	24,386,997
<b>Total Salaries and Benefits</b>	<u>138,785,324</u>	<u>134,272,143</u>
<b>SERVICES AND SUPPLIES</b>		
310 Services	2,307,964	2,282,545
330 Student Transportation	324,757	240,000
340 Professional Development and Travel	1,796,619	1,072,167
360 Rentals and Leases	211,500	265,370
370 Dues and Fees	127,500	199,465
390 Insurance	388,000	427,541
412 Interest		
510 Supplies	12,041,544	11,017,739
540 Utilities	3,308,000	3,179,868
<b>Total Services and Supplies</b>	<u>20,505,884</u>	<u>18,684,695</u>
<b>TOTAL OPERATING EXPENSE (Schedule A1)</b>	<u><u>159,291,208</u></u>	<u><u>152,956,838</u></u>

SCHOOL DISTRICT NO. 23 (Central Okanagan)  
 OPERATING FUND  
 ANNUAL BUDGET - EXPENSE BY FUNCTION AND PROGRAM 2007/2008

FUNCTION	110 TEACHERS SALARIES	105 PRINCIPALS AND VICE PRINCIPALS SALARIES	123 EDUCATIONAL ASSISTANTS SALARIES	120 SUPPORT STAFF SALARIES	130 OTHER PROFESSIONALS SALARIES	140 SUBSTITUTES SALARIES	TOTAL SALARIES
<b>1 INSTRUCTION</b>							
1.02 Regular Instruction	66,025,416	713,897		1,922,980		2,936,645	71,598,738
1.03 Career Programs	864,280			348,687		31,569	1,244,536
1.07 Library Services	1,782,024	93,850		1,064,968		65,092	3,005,952
1.08 Counselling	1,689,828					61,713	1,751,241
1.10 Special Education	7,168,440		6,350,633	390,487		261,840	14,171,400
1.30 English as a Second Language	106,928		958,730			3,906	110,834
1.31 Aboriginal Education	262,400			1,517,024			1,221,130
1.41 School Administration		5,877,984					7,395,008
1.60 Summer School							0
1.61 Continuing Education							0
1.62 Off Shore Students							0
1.64 Other							0
1.65 Conseil Scolaire Francophone							0
<b>Total Function 1</b>	77,899,016	6,885,531	7,309,363	5,244,164	0	3,360,765	100,498,839
<b>4 DISTRICT ADMINISTRATION</b>							
4.11 Educational Administration		263,905		69,236	380,355		713,496
4.40 School District Governance		203,810		542,141	110,417		110,417
4.41 Business Administration					786,163		1,512,114
4.65 Conseil Scolaire Francophone							0
<b>Total Function 4</b>	0	467,715	0	611,377	1,256,935	0	2,336,027
<b>5 OPERATIONS AND MAINTENANCE</b>							
5.41 Operations and Maintenance Administration				188,280	473,318		641,608
5.50 Maintenance Operations				7,920,074	60,904		7,980,978
5.52 Maintenance of Grounds				544,084			544,084
5.55 Utilities				46,145			46,145
5.65 Conseil Scolaire Francophone							0
<b>Total Function 5</b>	0	0	0	8,678,593	534,222	0	9,212,815
<b>7 TRANSPORTATION AND HOUSING</b>							
7.41 Transportation and Housing Administration					61,911		61,911
7.65 Conseil Scolaire Francophone							0
7.70 Student Transportation				1,836,908			1,836,908
7.73 Housing							0
<b>Total Function 7</b>	0	0	0	1,836,908	61,911	0	1,898,819
<b>9 DEBT SERVICES (OPERATING)</b>							
9.92 Interest on Bank Loans							0
9.94 Interest on Temporary Borrowing							0
<b>Total Function 9</b>	0	0	0	0	0	0	0
<b>TOTAL FUNCTIONS 1-9</b>	77,899,016	7,153,246	7,309,363	16,371,042	1,853,068	3,360,765	113,946,500

SCHOOL DISTRICT NO. 23 (Central Okanagan)  
OPERATING FUND  
ANNUAL BUDGET - EXPENSE BY FUNCTION AND PROGRAM 2007/2008

FUNCTION	TOTAL SALARIES	200 EMPLOYEE BENEFITS	TOTAL SALARIES AND BENEFITS	300-500 SERVICES AND SUPPLIES	2007/2008 TOTAL BUDGET EXPENSE	PRIOR YEAR BUDGET
<b>1 INSTRUCTION</b>						
1.02 Regular Instruction	71,598,738	15,025,713	86,624,451	10,468,711	97,093,162	89,908,159
1.03 Career Programs	1,244,536	280,800	1,525,336	153,671	1,679,007	2,201,638
1.07 Library Services	3,005,952	886,773	3,892,725	311,217	4,003,942	4,680,451
1.08 Counselling	1,751,241	371,896	2,122,937	4,000	2,126,937	2,313,712
1.10 Special Education	14,171,400	3,279,915	17,451,315	418,871	17,870,186	18,507,518
1.30 English as a Second Language	110,834	23,524	134,358		134,358	493,768
1.31 Aboriginal Education	1,221,130	306,998	1,528,128	171,396	1,699,464	1,813,200
1.41 School Administration	7,395,008	1,495,878	8,890,886	102,000	8,992,886	8,457,280
1.60 Summer School	0	0	0	0	0	0
1.61 Continuing Education	0	0	0	0	0	0
1.62 Off Shore Students	0	0	0	0	0	0
1.64 Other	0	0	0	0	0	0
1.65 Conseil Scolaire Francophone	0	0	0	0	0	0
<b>Total Function 1</b>	100,498,839	21,471,297	121,970,136	11,629,806	133,599,942	128,355,726
<b>4 DISTRICT ADMINISTRATION</b>						
4.11 Educational Administration	713,496	156,517	870,013	135,200	1,005,213	948,413
4.40 School District Governance	110,417	1,656	112,073	126,500	238,573	245,204
4.41 Business Administration	1,512,114	347,155	1,859,269	617,420	2,476,689	1,974,669
4.65 Conseil Scolaire Francophone	0	0	0	0	0	0
<b>Total Function 4</b>	2,336,027	505,328	2,841,355	879,120	3,720,475	3,168,286
<b>5 OPERATIONS AND MAINTENANCE</b>						
5.41 Operations and Maintenance Administration	641,608	145,519	787,127	361,800	1,148,927	1,379,039
5.50 Maintenance Operations	7,980,978	2,084,311	10,065,289	2,872,958	12,938,247	12,400,204
5.52 Maintenance of Grounds	544,084	141,462	685,546	631,000	1,316,546	1,320,764
5.56 Utilities	46,145		46,145	3,332,000	3,378,145	3,253,264
5.65 Conseil Scolaire Francophone	0	0	0	0	0	0
<b>Total Function 5</b>	9,212,815	2,371,292	11,584,107	7,197,758	18,781,865	18,353,271
<b>7 TRANSPORTATION AND HOUSING</b>						
7.41 Transportation and Housing Administration	61,911	13,311	75,222	3,000	78,222	53,443
7.65 Conseil Scolaire Francophone	0	0	0	0	0	0
7.70 Student Transportation	1,836,908	477,596	2,314,504	796,200	3,110,704	3,026,112
7.73 Housing	0	0	0	0	0	0
<b>Total Function 7</b>	1,898,819	490,907	2,389,726	799,200	3,188,926	3,079,555
<b>9 DEBT SERVICES (OPERATING)</b>						
9.92 Interest on Bank Loans	0	0	0	0	0	0
9.94 Interest on Temporary Borrowing	0	0	0	0	0	0
<b>Total Function 9</b>	0	0	0	0	0	0
<b>TOTAL FUNCTIONS 1-9</b>	113,946,500	24,838,824	138,785,324	20,505,864	159,291,208	152,956,838

SCHOOL DISTRICT NO. 23 (Central Okanagan)  
 OPERATING FUND  
 ANNUAL BUDGET - FTE EMPLOYEES BY FUNCTION AND PROGRAM 2007/2008

FUNCTION	110	105	123	120	130	TOTAL
	TEACHERS	PRINCIPALS AND VICE PRINCIPALS	EDUCATIONAL ASSISTANTS	SUPPORT STAFF	OTHER PROFESSIONALS	STAFF
<b>1 INSTRUCTION</b>						
1.02 Regular Instruction	982,485	7,300		56,850		1,046,635
1.03 Career Programs	13,175			12,000		25,175
1.07 Library Services	27,165	1,000		36,050		64,215
1.08 Counselling	25,755					25,755
1.10 Special Education	109,275		207,000	12,320		328,595
1.30 English as a Second Language	1,630					1,630
1.31 Aboriginal Education	4,000		31,420			35,420
1.41 School Administration		61,300		45,000		106,300
1.60 Summer School						0
1.61 Continuing Education						0
1.62 Off Shore Students						0
1.64 Other						0
1.65 Conseil Scolaire Francophone						0
<b>Total Function 1</b>	<b>1,163,485</b>	<b>69,600</b>	<b>238,420</b>	<b>162,220</b>	<b>0</b>	<b>1,633,725</b>
<b>4 DISTRICT ADMINISTRATION</b>						
4.11 Educational Administration		2,400		1,800	4,000	8,200
4.40 School District Governance					7,000	7,000
4.41 Business Administration		2,000		15,710	9,000	26,710
4.65 Conseil Scolaire Francophone						0
<b>Total Function 4</b>	<b>0</b>	<b>4,400</b>	<b>0</b>	<b>17,510</b>	<b>20,000</b>	<b>41,910</b>
<b>5 OPERATIONS AND MAINTENANCE</b>						
5.41 Operations and Maintenance Administration				4,600	6,000	10,600
5.50 Maintenance Operations				182,400	1,000	183,400
5.52 Maintenance of Grounds				12,000		12,000
5.56 Utilities				1,000		1,000
5.65 Conseil Scolaire Francophone						0
<b>Total Function 5</b>	<b>0</b>	<b>0</b>	<b>0</b>	<b>200,000</b>	<b>7,000</b>	<b>207,000</b>
<b>7 TRANSPORTATION AND HOUSING</b>						
7.41 Transportation and Housing Administration					1,000	1,000
7.65 Conseil Scolaire Francophone						0
7.70 Student Transportation				40,680		40,680
7.73 Housing						0
<b>Total Function 7</b>	<b>0</b>	<b>0</b>	<b>0</b>	<b>40,680</b>	<b>1,000</b>	<b>41,680</b>
<b>TOTAL FUNCTIONS 1-7</b>	<b>1,163,485</b>	<b>74,000</b>	<b>238,420</b>	<b>420,410</b>	<b>28,000</b>	<b>1,924,315</b>